

REPLACEMENT PARTS

FOR

**TRIUMPH**

MOTOR CYCLES

1949 MODELS

3T. DE LUXE  
SPEED TWIN  
TIGER 100

TRIUMPH ENGINEERING COMPANY LTD.  
MERIDEN WORKS, ALLESLEY

Telegrams (for Spares)  
"Trusty, Coventry"

COVENTRY.

Telephone  
Meriden 331

## PREFACE

**B**EFORE ordering parts for your machine, please read very carefully the instructions contained in the next paragraph. In a large number of cases, the information given in orders is not sufficient to enable us to identify customers' requirements with certainty. Delay is frequently occasioned by our having to refer the order back for further particulars before we can supply.

**HOW TO ORDER.** Every part is indicated by number, and this should be quoted together with the description. In order to assist customers, dimensions have been given in many cases where parts are similar. Parts where possible have been listed in order of assembly and a number of the illustrations show the assembly order also. With these aids, there should be no difficulty in identifying the parts you require. Always head your order with the engine number, stamped on the drive side of the crank case underneath the cylinder flange, together with the prefix letters. Use a separate sheet for your order if you are sending a letter as well.

## SPECIMEN ORDER

12/2/49

To Triumph Engineering Co. Ltd.,  
Meriden Works,  
Allesley,  
Coventry.

Engine No. 5T-9926121

Please supply :—

1 - CP.29/5 - Piston Assy. + .005"  
1 - E1480 - Guide, inlet valve

\* Send C.O.D.

Wm. Smith,  
1a, Ewell Avenue  
Ewell, Surrey.

\*For terms of business see page 3.

**TELEGRAPHIC ORDERS.** Orders by telegram should be addressed to "Trusty 60221 Coventry". They are then telephoned to us, which prevents delay in delivery. It is only necessary to quote part numbers in telegraphic orders, the description can be omitted.

**PATTERNS AND PARTS FOR REPAIR.** It is not necessary to send patterns if the part number is quoted. The sending of patterns often delays the order as parcel post or rail takes longer than letter post.

Parts sent to Coventry for repair, replacement or as patterns should bear the sender's name and address and clear instructions should accompany the parts. All parts must be forwarded carriage paid and care should be taken to ensure that all remittances are sent separately and not enclosed with the parts. Fragile units such as cylinders, etc., should always be boxed to avoid damage in transit. Complete machines should have all fittings such as horns, driving mirrors, tools, etc., removed by the sender before despatch, as it is impossible for us to accept responsibility in the event of loss in transit. We are always pleased to give estimates for overhauling and repairs, but should an estimate not be accepted, a charge will be made covering cost of dismantling and re-assembling, if carried out.

**Accessories not of our manufacture should be sent direct to the actual makers, whose names appear on the goods in question.** In the event of any doubt in this direction, we shall be pleased to supply the necessary information by return of post. All communications relating to spare parts, repairs, replacements and general service should be addressed to the Triumph Engineering Co. Ltd., Meriden Works, Allesley, Coventry, and in order to facilitate quick reference, the quoting of any order number, invoice number or reference from previous communications is of essential importance.

**WHERE TO OBTAIN.** Triumph Spare Parts may be obtained from any Triumph Dealer in Great Britain and Northern Ireland and we recommend our customers to place their orders with the Triumph Dealer in their district. When parts not usually asked for are required, and for which the Dealer may have to wire or obtain specially, the postage or carriage incurred becomes payable.

We are not able to supply Transfers as originally affixed to Triumph Motor Cycles, but we are at all times willing to supply a transfer denoting that the machine is of genuine Triumph manufacture, provided the Frame and Engine prefix letters and numbers are quoted.

Customers are warned against the risk incurred by purchasing parts that are not of genuine Triumph manufacture. This risk is eliminated if parts are ordered as instructed, either from our recognised Dealers, or direct from the Service Department, Meriden Works, Allesley, Coventry.

## TERMS OF BUSINESS

**T**HE most convenient method of paying for Spare Parts is by the C.O.D. system. By this method you pay the postman for the goods when he delivers them to you. As the minimum C.O.D. collection fee is 10d., only goods to the value of 2/- and over can be sent by this system. We do not despatch goods by rail C.O.D.

Where goods are not sent C.O.D., cash must accompany the order. All remittances should be made payable to the Triumph Engineering Co. Ltd., and crossed "Barclay's Bank Ltd." if in the form of Postal Order or cheque. Letters containing currency notes must be registered.

Should a remittance be forwarded by telegraphic money order, the name and address of the sender must be inserted in the space provided on the Post Office requisition form for a private message from remitter to payee. Unless this is complied with the Post Office omit such information from the telegram and we are not then in a position to trace the sender.

Postage, carriage and packing is charged at 5% on the value of the goods, minimum charge 6d. Packing boxes, cases, crates, etc., are charged for at cost and are returnable.

# INDEX

|   | Page<br>No. |
|---|-------------|
| AIR CONTROL ... ..                        | 63          |
| AIR FILTER GROUP ... ..                   | 68          |
| BATTERY CARRIER GROUP ... ..              | 40          |
| CARBURETTOR GROUP ... ..                  | 70          |
| CARTON PACK COMPONENT LIST ... ..         | 7           |
| CHAIN GROUP ... ..                        | 58          |
| CHAINGUARD GROUP ... ..                   | 58          |
| CLOSE RATIO GEAR GROUP ... ..             | 34          |
| CONTROL CABLE GROUP ... ..                | 65          |
| Air Cable ... ..                          | 65          |
| Clutch cable ... ..                       | 65          |
| Front brake cable ... ..                  | 65          |
| Throttle cable ... ..                     | 65          |
| ENGINE GROUP ... ..                       | 12          |
| Connecting rods ... ..                    | 21          |
| Crankcase ... ..                          | 20          |
| Crankcase bearings ... ..                 | 21          |
| Crankcase breather ... ..                 | 24          |
| Crankcase studs and bolts ... ..          | 21          |
| Crankshaft and flywheel assembly ... ..   | 20          |
| Cylinder block ... ..                     | 12          |
| Cylinder head ... ..                      | 12          |
| Engine sprocket and shock absorber ... .. | 25          |
| Oil pump ... ..                           | 21          |
| Overhead rocker ... ..                    | 24          |
| Pistons ... ..                            | 13          |
| Push rods ... ..                          | 24          |
| Push rod cover tube ... ..                | 24          |
| Release valve ... ..                      | 22          |
| Tappets ... ..                            | 24          |
| Timing cover ... ..                       | 23          |
| Timing gear ... ..                        | 24          |
| Valves ... ..                             | 12          |
| ENGINE PLATE GROUP ... ..                 | 40          |
| EXHAUST SYSTEM GROUP ... ..               | 26          |
| FOOTREST GROUP ... ..                     | 66          |
| FRAME GROUP ... ..                        | 35          |
| FRONT FORK GROUP ... ..                   | 42          |
| Steering cups, cones and balls ... ..     | 43          |
| Steering damper ... ..                    | 43          |
| FRONT WHEEL GROUP ... ..                  | 46          |
| Front wheel brake ... ..                  | 48          |
| GASKET SETS ... ..                        | 82          |
| GEAR RATIOS ... ..                        | 82          |

|  | Page<br>No. |
|--|-------------|
| GEARBOX GROUP ... ..                     | 27          |
| Clutch control ... ..                    | 33          |
| Gear control (enclosed mechanism) ... .. | 29          |
| Gear control (selector mechanism) ... .. | 29          |
| Gearbox casing ... ..                    | 27          |
| Gearbox clutch ... ..                    | 33          |
| Gearbox fittings ... ..                  | 27          |
| Gearbox shell bearings ... ..            | 29          |
| Gearbox sprocket ... ..                  | 33          |
| Kickstarter ... ..                       | 33          |
| Shafts and gears ... ..                  | 27          |
| Wide ratio gears ... ..                  | 34          |
| Close ratio gears ... ..                 | 34          |
| HANDLEBAR GROUP ... ..                   | 63          |
| Clutch control ... ..                    | 62          |
| Front brake control ... ..               | 63          |
| Handlebar ... ..                         | 63          |
| Throttle control ... ..                  | 63          |
| LUCAS ELECTRICAL EQUIPMENT GROUP ... ..  | 78          |
| MAGNETO B.T.H. GROUP ... ..              | 72          |
| MUDGUARD GROUP ... ..                    | 54          |
| Front mudguard ... ..                    | 54          |
| Rear mudguard (3T) ... ..                | 54          |
| Rear mudguard (5T and T100) ... ..       | 57          |
| NUMBER PLATE GROUP ... ..                | 57          |
| PILLION SEAT GROUP ... ..                | 68          |
| PRIMARY CHAINCASE ... ..                 | 58          |
| PROP STAND GROUP ... ..                  | 67          |
| REAR BRAKE CONTROL GROUP ... ..          | 66          |
| REAR CARRIER GROUP ... ..                | 67          |
| REAR SPRING WHEEL GROUP ... ..           | 50          |
| Rear spring wheel brake ... ..           | 51          |
| REAR WHEEL GROUP ... ..                  | 48          |
| Rear wheel brake ... ..                  | 50          |
| SADDLE GROUP ... ..                      | 67          |
| SIDECAR ATTACHMENTS GROUP ... ..         | 67          |
| SPARKING PLUG GROUP ... ..               | 69          |
| SPEEDOMETER GROUP ... ..                 | 69          |
| STAND GROUP ... ..                       | 45          |
| TANK GROUP ... ..                        | 61          |
| Parcel Grid ... ..                       | 62          |
| Petrol tank ... ..                       | 61          |
| Oil tank ... ..                          | 62          |
| TOOLBOX GROUP ... ..                     | 68          |
| TOOLKIT GROUP ... ..                     | 68          |
| TORQUE BRACKET GROUP ... ..              | 35          |
| WIDE RATIO GEAR GROUP ... ..             | 34          |

## ILLUSTRATION INDEX

|   | Page  |
|---|-------|
| Air Filter ... ..   | 69    |
| B.T.H. magneto armature and condenser ... ..                    | 75    |
| B.T.H. magneto contact breaker and housing ... ..               | 76    |
| B.T.H. magneto housing and auto advance ... ..                  | 74    |
| Carburettor parts ... ..  | 71    |
| Crankcase and frame studs, bolts and washers ... ..             | 41    |
| Engine 3T :   |       |
| Crankcase, cylinder block and cylinder head, etc. ... ..        | 18    |
| Engine 3T   |       |
| Crankshaft, connecting rods, pistons, timing gears, etc. ... .. | 22    |
| Engine 5T and T100 :  |       |
| Crankcase, cylinder block and cylinder head, etc. ... ..        | 14    |
| Engine 5T and T100 :  |       |
| Crankshaft, connecting rods, pistons, timing gears, etc. ... .. | 16    |
| Frame and components, 3T ... ..                                 | 38    |
| Frame and components, 5T and T100 ... ..                        | 36    |
| Front and rear chaincases ... ..                                | 59    |
| Front wheel and mudguard arrangement ... ..                     | 47    |
| Gearbox casing and levers ... ..                                | 28    |
| Gears and clutch ... ..   | 30-31 |
| Handlebars and controls ... ..                                  | 64    |
| Headlamp ... ..   | 80    |
| Petrol and oil tanks with fittings ... ..                       | 60    |
| Rear mudguard, number plate 3T ... ..                           | 55    |
| Rear mudguard, number plate 5T and T100 ... ..                  | 56    |
| Rigid rear wheel axle assembly ... ..                           | 49    |
| Spring wheel ... ..   | 52    |
| Telescopic front forks ... ..                                   | 44    |

To assist the owner and dealer in identifying requirements, this book contains numerous exploded views of major assemblies. Each component part is numbered and by cross reference to the illustration index, the part number of the component will be found. Against each part number a page and reference number is shown and by referring to the appropriate page, the full description of the part will be found against the reference number.

### Example.

To find the part number of a scraper ring for the model 5T.

1. Refer to illustration index page where it will be found that the exploded view of the 5T engine is on page 16.
2. Note that the number of the scraper ring on the illustration is 2.
3. Refer to the index for the illustration in question on page 17.
4. Note that No. 2 is part number GE.29, listed on page 17. Reference line No. 1.

## CARTON PACK COMPONENT LIST.

The following sub-assemblies are supplied in carton packs under the CP part number stated. The contents of these carton packs are preserved and will not deteriorate under adverse conditions.

| Part Number                           |    |         | Description and Contents   |
|---------------------------------------|----|---------|----------------------------|
| <b>Brake Lining</b>                   |    |         |                            |
| CP.38                                 | 2  | NW.243  | Lining, brake              |
|                                       | 16 | W.129   | Rivet                      |
| CP.66                                 | 2  | W.631   | Lining, brake              |
|                                       | 16 | W.129   | Rivets                     |
| <b>Crankcase Bearing</b>              |    |         |                            |
| CP.87                                 | 1  | E.1591  | Bearing, Ball              |
|                                       | 1  | *E.2877 | Bearing, Roller            |
| <b>Fork (Telescopic) Service Pack</b> |    |         |                            |
| CP.50                                 | 2  | H.443   | Bearing, lower             |
|                                       | 2  | H.441   | Bearing, upper             |
|                                       | 2  | E.1335  | Washer, copper             |
|                                       | 2  | H.430   | Washer, drain plug         |
|                                       | 2  | H.452   | Restrictor, oil            |
|                                       | 2  | H.453   | Cup, oil restrictor        |
|                                       | 2  | H.454   | Pin, restrictor cup        |
|                                       | 2  | H.391   | Washer, dust excluder felt |
|                                       | 2  | H.420   | Washer, outer cover felt   |
| <b>Gears, Wide Ratio</b>              |    |         |                            |
| CP.48                                 | 1  | T.465   | Gear, mainshaft high       |
|                                       | 1  | T.466   | Gear, mainshaft second     |
|                                       | 1  | T.467   | Gear, layshaft high        |
|                                       | 1  | T.468   | Gear, layshaft second      |
| <b>Gears, Close Ratio</b>             |    |         |                            |
| CP.51                                 | 1  | T.513C  | Gear, mainshaft high       |
|                                       | 1  | T.509C  | Gear, mainshaft second     |
|                                       | 1  | T.511C  | Gear, mainshaft third      |
|                                       | 1  | T.515C  | Gear, mainshaft and low    |
|                                       | 1  | T.512C  | Gear, layshaft high        |
|                                       | 1  | T.514C  | Gear, layshaft second      |
|                                       | 1  | T.508C  | Gear, layshaft third       |
|                                       | 1  | T.510C  | Gear, layshaft low         |

\*See Note on Page 21

SEE SPECIMEN ORDER IN PREFACE

| Part Number                     |   | Description and Contents    |
|---------------------------------|---|-----------------------------|
| <b>Kickstarter Ratchet Gear</b> |   |                             |
| CP.27                           | 1 | T.730 Pinion, kickstarter   |
|                                 | 1 | T.731 Ratchet, kickstart    |
|                                 | 1 | T.488, 28 Spring and sleeve |
| <b>Piston</b>                   |   |                             |
| CP.29                           | 1 | E.1563 Piston               |
|                                 | 2 | E.656 Ring, compression     |
|                                 | 1 | GE.29 Ring, scraper         |
|                                 | 1 | WE.203E Pin, gudgeon        |
|                                 | 2 | WE.479 Circlip              |
| CP.29/5                         | 1 | E.1563/5 Piston +.005 in.   |
|                                 | 2 | E.656/5 Ring, compression   |
|                                 | 1 | GE.29/5 Ring, scraper       |
|                                 | 1 | WE.203E Pin, gudgeon        |
|                                 | 2 | WE.479 Circlip              |
| CP.29/10                        | 1 | E.1563/10 Piston +.010 inch |
|                                 | 2 | E.656/10 Ring, compression  |
|                                 | 1 | GE.29/10 Ring, scraper      |
|                                 | 1 | WE.203E Pin, gudgeon        |
|                                 | 2 | WE.479 Circlip              |
| CP.29/20                        | 1 | E.1563/20 Piston +.020 inch |
|                                 | 2 | E.656/20 Ring, compression  |
|                                 | 1 | GE.29/20 Ring, scraper      |
|                                 | 1 | WE.203E Pin, gudgeon        |
|                                 | 2 | WE.479 Circlip              |
| CP.30                           | 1 | E.1908 Piston               |
|                                 | 2 | E.656 Ring, compression     |
|                                 | 1 | GE.29 Ring, scraper         |
|                                 | 1 | WE.203E Pin, gudgeon        |
|                                 | 2 | WE.479 Circlip              |
| CP.30/5                         | 1 | E.1908/5 Piston +.005 inch  |
|                                 | 2 | E.656/5 Ring, compression   |
|                                 | 1 | GE.29/5 Ring, scraper       |
|                                 | 1 | WE.203E Pin, gudgeon        |
|                                 | 2 | WE.479 Circlip              |
| CP.30/10                        | 1 | E.1908/10 Piston +.010 inch |
|                                 | 2 | E.656/10 Ring, compression  |
|                                 | 1 | GE.29/10 Ring, scraper      |
|                                 | 1 | WE.203E Pin, gudgeon        |
|                                 | 2 | WE.479 Circlip              |

| Part Number |   | Description and Contents    |
|-------------|---|-----------------------------|
| CP.30/20    | 1 | E.1908/20 Piston +.020 inch |
|             | 2 | E.656/20 Ring, compression  |
|             | 1 | GE.29/20 Ring, scraper      |
|             | 1 | WE.203E Pin, gudgeon        |
|             | 2 | WE.479 Circlip              |
| CP.49       | 1 | E.1748 Piston               |
|             | 2 | E.1766 Ring, compression    |
|             | 1 | E.1819 Ring, scraper        |
|             | 1 | E.1750 Pin, gudgeon         |
|             | 2 | E.1767 Circlip              |
| CP.49/5     | 1 | E.1748/5 Piston             |
|             | 2 | E.1766/5 Ring, compression  |
|             | 1 | E.1819/5 Ring, scraper      |
|             | 1 | E.1750 Pin, gudgeon         |
|             | 2 | E.1767 Circlip              |
| CP.49/10    | 1 | E.1748/10 Piston +.010 inch |
|             | 2 | E.1766/10 Ring, compression |
|             | 1 | E.1819/10 Ring, scraper     |
|             | 1 | E.1750 Pin, gudgeon         |
|             | 2 | E.1767 Circlip              |
| CP.49/20    | 1 | E.1748/20 Piston +.020 inch |
|             | 2 | E.1766/20 Ring, compression |
|             | 1 | E.1819/20 Ring, scraper     |
|             | 1 | E.1750 Pin, gudgeon         |
|             | 2 | E.1767 Circlip              |
| CP.43       | 1 | E.1841 Piston               |
|             | 2 | E.1766 Ring, compression    |
|             | 1 | E.1819 Ring, scraper        |
|             | 1 | E.1750 Pin, gudgeon         |
|             | 2 | E.1767 Circlip              |
| CP.43/5     | 1 | E.1841/5 Piston +.005 inch  |
|             | 2 | E.1766/5 Ring, compression  |
|             | 1 | E.1819/5 Ring, scraper      |
|             | 1 | E.1750 Pin, gudgeon         |
|             | 2 | E.1767 Circlip              |
| CP.43/10    | 1 | E.1841/10 Piston +.010 inch |
|             | 2 | E.1766/10 Ring, compression |
|             | 1 | E.1819/10 Ring, scraper     |
|             | 1 | E.1750 Pin, gudgeon         |
|             | 2 | E.1767 Circlip              |
| CP.43/20    | 1 | E.1841/20 Piston +.020 inch |
|             | 2 | E.1766/20 Ring, compression |
|             | 1 | E.1819/20 Ring, scraper     |
|             | 1 | E.1750 Pin, gudgeon         |
|             | 2 | E.1767 Circlip              |

TREASURY NOTES MUST BE REGISTERED

|         |   |         |                   |
|---------|---|---------|-------------------|
| CP.61 † | 1 | E.2460  | Piston            |
|         | 2 | E.656   | Ring, compression |
|         | 1 | GE.29   | Ring, scraper     |
|         | 1 | WE.203E | Pin, gudgeon      |
|         | 2 | WE.479  | Circlip           |

#### Piston Rings

|          |   |           |                   |
|----------|---|-----------|-------------------|
| CP.40    | 4 | E.656     | Ring, compression |
|          | 2 | GE.29     | Ring, scraper     |
| CP.40/5  | 4 | E.656/5   | Ring, compression |
|          | 2 | GE.29/5   | Ring, scraper     |
| CP.40/10 | 4 | E.656/10  | Ring, compression |
|          | 2 | GE.29/5   | Ring, scraper     |
| CP.40/20 | 4 | E.656/20  | Ring, compression |
|          | 2 | GE.29/5   | Ring, scraper     |
| CP.41    | 2 | E.656     | Ring, compression |
|          | 1 | GE.29     | Ring, scraper     |
| CP.41/20 | 2 | E.656/20  | Ring, compression |
|          | 1 | GE.29/20  | Ring, scraper     |
| CP.55    | 4 | E.1766    | Ring, compression |
|          | 2 | E.1819    | Ring, scraper     |
| CP.55/5  | 4 | E.1766/5  | Ring, compression |
|          | 2 | E.1819/5  | Ring, scraper     |
| CP.55/10 | 4 | E.1766/10 | Ring, compression |
|          | 2 | E.1819/10 | Ring, scraper     |
| CP.55/20 | 4 | E.1766/20 | Ring, compression |
|          | 2 | E.1819/20 | Ring, scraper     |

#### Rear Wheel Spring Set

|       |   |      |                    |
|-------|---|------|--------------------|
| CP.67 | 1 | W837 | Spring, inner main |
|       | 1 | W836 | Spring, outer main |
|       | 1 | W838 | Spring, rebound    |
|       | 1 | W664 | Locator plate      |

#### Sidcar Connections

|       |   |        |                   |
|-------|---|--------|-------------------|
| CP.14 | 1 | F.2587 | Connection, front |
|       | 1 | F.2600 | Bolt              |
|       | 2 | F.1746 | Nut, sleeved      |
|       | 1 | F.2601 | Connection, rear  |
|       | 2 | F.1743 | Stud              |
|       | 2 | SI-5   | Nut               |
|       | 2 | KF.365 | Washer, spring    |
|       | 1 | F.1747 | Nut               |

†(Special for racing—8.25: 1 compression ratio, not available oversize)

#### Steering Races

|       |    |       |      |
|-------|----|-------|------|
| CP.56 | 2  | XS.10 | Cup  |
|       | 1  | H.433 | Cone |
|       | 1  | XS.8  | Cone |
|       | 44 | S70-4 | Ball |
| CP.57 | 1  | H.437 | Cup  |
|       | 1  | H.111 | Cup  |
|       | 1  | H.438 | Cone |
|       | 1  | H.439 | Cone |
|       | 22 | S70-4 | Ball |
|       | 20 | S70-3 | Ball |

#### Valves

|       |   |        |               |
|-------|---|--------|---------------|
| CP.6  | 2 | E.1955 | Valve Inlet   |
|       | 2 | E.1956 | Valve Exhaust |
| CP.53 | 2 | E.1751 | Valve Inlet   |
|       | 2 | E.1752 | Valve Exhaust |

#### Valve Guides

|       |   |        |                         |
|-------|---|--------|-------------------------|
| CP.28 | 2 | E.1480 | Guide Inlet             |
|       | 2 | E.1604 | Guide Exhaust           |
| CP.54 | 4 | E.1759 | Guide Inlet and Exhaust |

#### Valve Springs

|       |   |        |               |
|-------|---|--------|---------------|
| CP.5  | 4 | E.1488 | Spring, inner |
|       | 4 | E.1487 | Spring, outer |
| CP.52 | 4 | E.1777 | Spring, inner |
|       | 4 | E.1778 | Spring, outer |

QUOTE ENGINE NUMBER AND PREFIX LETTERS

SEE SPECIMEN ORDER IN PREFACE

# REPLACEMENT PARTS

## ENGINE GROUP

| REF. No.              | PART No. | DESCRIPTION                 | 3T | 5T | T100 |
|-----------------------|----------|-----------------------------|----|----|------|
| <b>CYLINDER BLOCK</b> |          |                             |    |    |      |
| 1                     | E2257    | Block, cylinder             | —  | 1  | 1    |
| 2                     | E2461    | " " "                       | 1  | —  | —    |
| 3                     | E2249    | Washer, cylinder base       | —  | 1  | 1    |
| 4                     | E2677    | " " "                       | 1  | —  | —    |
| <b>CYLINDER HEAD</b>  |          |                             |    |    |      |
| 5                     | E2258    | Head, cylinder with guides  | —  | 1  | —    |
| 6                     | E2258A   | " " " "                     | —  | —  | 1    |
| 7                     | E2645    | " " " "                     | 1  | —  | —    |
| 8                     | E2248    | Gasket, cylinder head       | —  | 1  | 1    |
| 9                     | E2614    | " " " "                     | 1  | —  | —    |
| 10                    | E327     | Bolt " " short              | —  | 4  | 4    |
| 11                    | E1484*   | " " " long                  | —  | 4  | 4    |
| 12                    | E1795    | " " " long                  | 4  | —  | —    |
| 13                    | E2631    | " " " front                 | 2  | —  | —    |
| 14                    | E2632    | " " " rear                  | 2  | —  | —    |
| 15                    | GS308†   | Washer, cylinder head bolt  | 8  | 2  | 2    |
| 16                    | E1675    | Manifold, inlet             | —  | —  | 1    |
| 17                    | E1456    | " " " "                     | —  | 1  | —    |
| 18                    | E1552    | " joint washer              | —  | 2  | —    |
| 19                    | E1676    | " " " "                     | —  | —  | 2    |
| 20                    | E1715    | Stud, inlet manifold fixing | —  | —  | 4    |
| 21                    | E1554    | " " " "                     | —  | 4  | —    |
| 22                    | W103     | Nut, inlet manifold stud    | —  | 4  | 4    |
| 23                    | S25-13   | Washer, inlet manifold stud | —  | 4  | 4    |
| 24                    | E1553    | Stud, carburettor fixing    | —  | 2  | 2    |
| 25                    | E1396    | " " " "                     | 2  | —  | —    |
| 26                    | S1-51    | Nut, carburettor stud       | 2  | 2  | 2    |
| 27                    | S25-3    | Washer, carburettor stud    | 2  | 2  | 2    |
| 28                    | E1987    | Stud, rocker cap inspection | 2  | —  | —    |
| 29                    | E1912    | Nut, " " stud               | 2  | —  | —    |
| <b>VALVES</b>         |          |                             |    |    |      |
| 30                    | E1955    | Valve, inlet                | —  | 2  | 2    |
| 31                    | E1751    | " " "                       | 2  | —  | —    |
| 32                    | E1956    | " exhaust                   | —  | 2  | 2    |

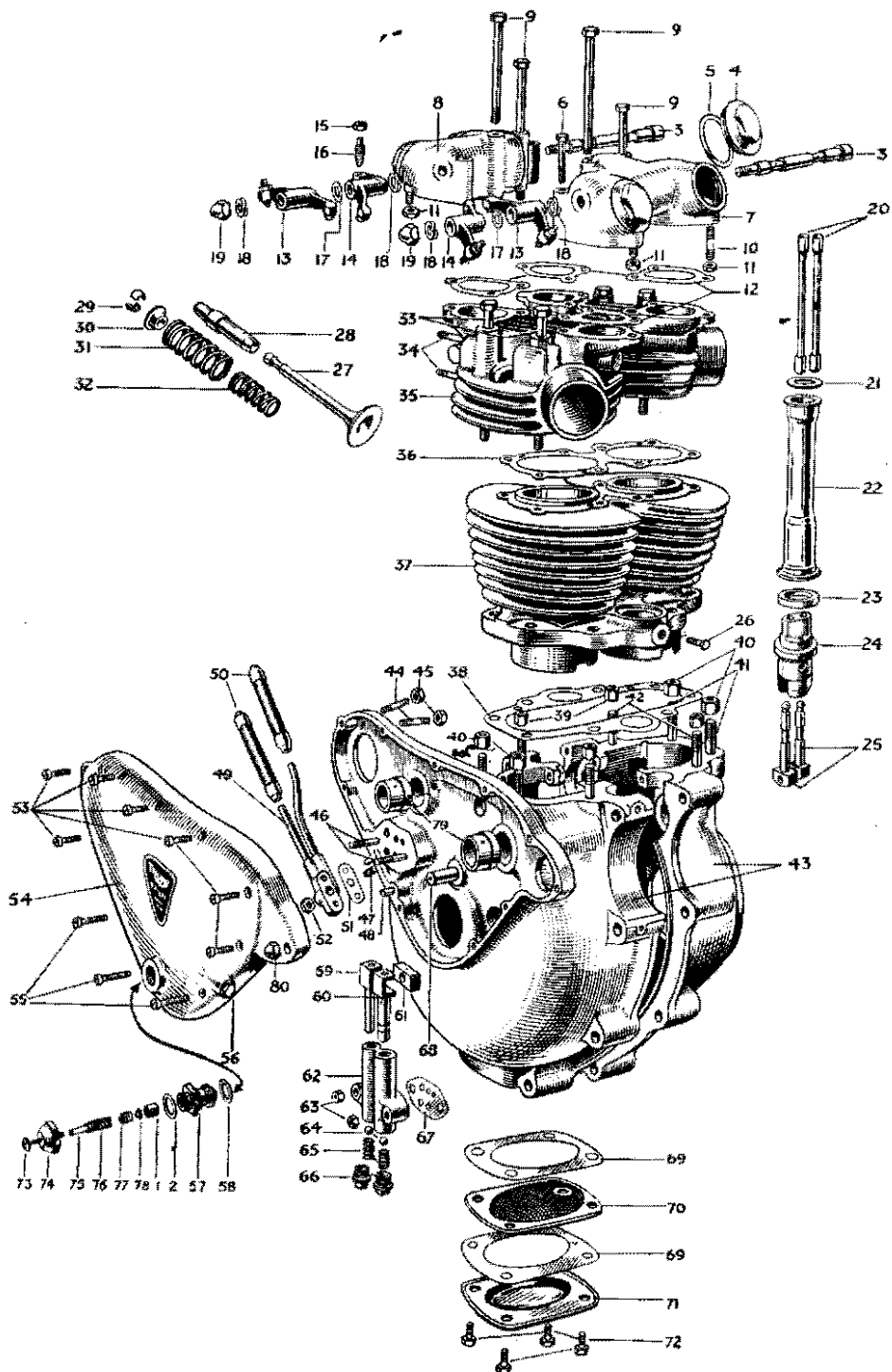
\*When twin torque stays are fitted reduce quantity to 2 off and add 2 off E1596 bolt, front.

†For ST and T100 increase quantity to 4 off for above condition.

ALL GOODS SENT TO THE WORKS MUST BE CARRIAGE PAID

| REF. No.       | PART No. | DESCRIPTION                                   | 3T | 5T | T100 |
|----------------|----------|---|----|----|------|
| 1              | E1752    | Valve exhaust                                 | —  | 2  | —    |
| 2              | E1480    | Guide, inlet valve                            | —  | 2  | 2    |
| 3              | E1604    | " exhaust valve                               | —  | 2  | 2    |
| 4              | E1759    | " valve, inlet and exhaust                    | 4  | —  | —    |
| 5              | E1488    | Spring, valve inner                           | —  | 4  | 4    |
| 6              | E1777    | " " "   | 4  | —  | —    |
| 7              | E1487    | " " outer                                     | —  | 4  | 4    |
| 8              | E1778    | " " "   | 4  | —  | —    |
| 9              | E1543    | Collar, valve spring (top)                    | —  | 4  | 4    |
| 10             | E1757    | " " " "                                       | 4  | —  | —    |
| 11             | E1544    | Cup, " " (bottom)                             | —  | 4  | 4    |
| 12             | E1758    | " " " "                                       | 4  | —  | —    |
| 13             | WE259A   | Cotter, valve split                           | 8  | 8  | 8    |
| <b>PISTONS</b> |          |   |    |    |      |
| 14             | E1563    | Piston body, standard Compression ratio 7 : 1 | —  | 2  | —    |
| 15             | E1563/5  | " " +.005"                                    | —  | 2  | —    |
| 16             | E1563/10 | " " +.010"                                    | —  | 2  | —    |
| 17             | E1563/20 | " " +.020"                                    | —  | 2  | —    |
| 18             | E1908    | " " standard " " 7.8 : 1                      | —  | —  | 2    |
| 19             | E1908/5  | " " +.005"                                    | —  | —  | 2    |
| 20             | E1908/10 | " " +.010"                                    | —  | —  | 2    |
| 21             | E1908/20 | " " +.020"                                    | —  | —  | 2    |
| 22             | E2460    | " " standard " " 8.25 : 1                     | —  | —  | 2    |
| 23             | E1748    | " " " " 6.3 : 1                               | 2  | —  | —    |
| 24             | E1748/5  | " " +.005"                                    | 2  | —  | —    |
| 25             | E1748/10 | " " +.010"                                    | 2  | —  | —    |
| 26             | E1748/20 | " " +.020"                                    | 2  | —  | —    |
| 27             | E1841    | " " standard " " 7 : 1                        | 2  | —  | —    |
| 28             | E1841/5  | " " +.005"                                    | 2  | —  | —    |
| 29             | E1841/10 | " " +.010"                                    | 2  | —  | —    |
| 30             | E1841/20 | " " +.020"                                    | 2  | —  | —    |
| 31             | E656     | Ring piston compression                       | —  | 4  | 4    |
| 32             | E656/5   | " " " " .005"                                 | —  | 4  | 4    |
| 33             | E656/10  | " " " " .010"                                 | —  | 4  | 4    |
| 34             | E656/20  | " " " " +.020"                                | —  | 4  | 4    |
| 35             | E1766    | " " " "                                       | 4  | —  | —    |
| 36             | E1766/5  | " " " " +.005"                                | 4  | —  | —    |
| 37             | E1766/10 | " " " " +.010"                                | 4  | —  | —    |
| 38             | E1766/20 | " " " " +.020"                                | 4  | —  | —    |

SEE PAGES 7-11 FOR CARTON PACKS



INDEX TO ILLUSTRATION ON PAGE 14

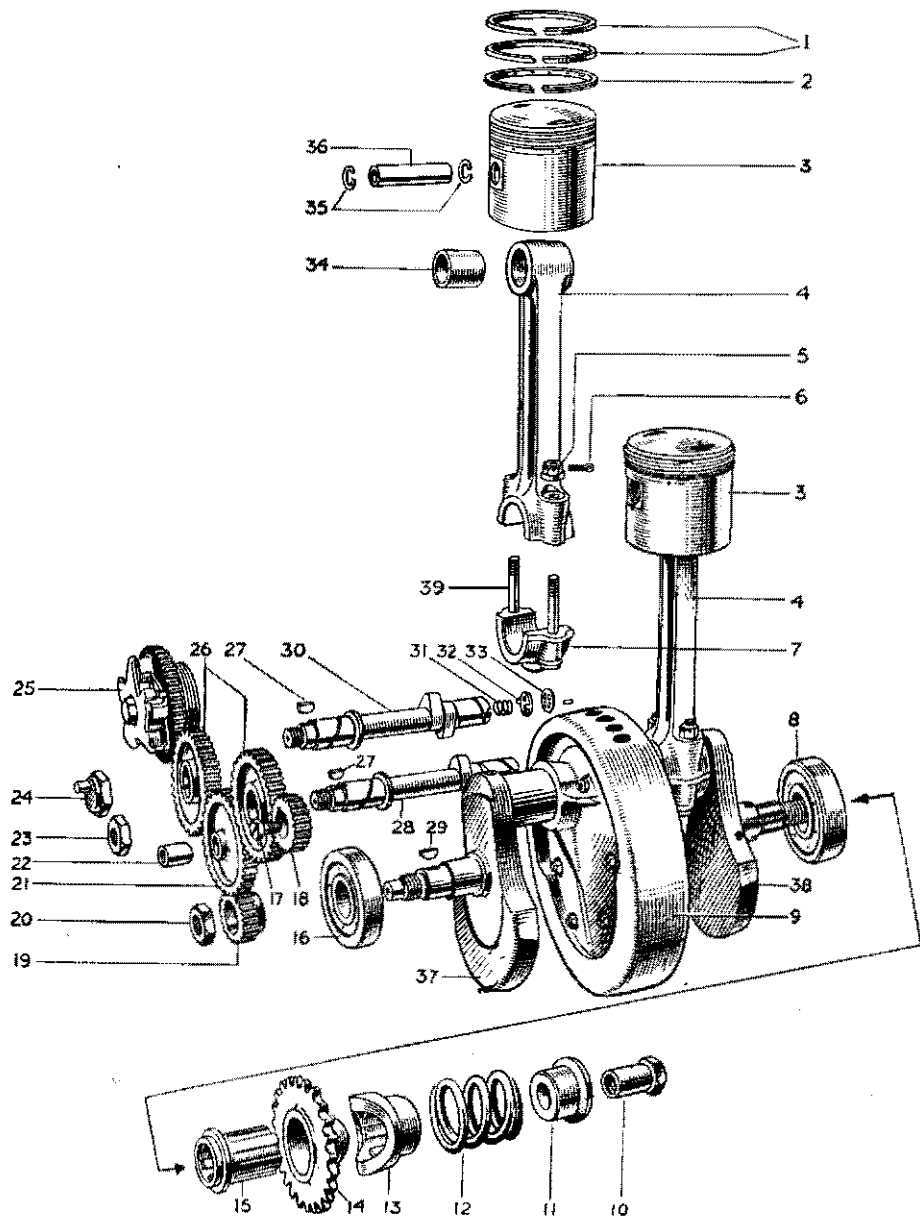
| Illust. No. | Part No.    | Page | Ref. | Illust. No. | Part No.   | Page | Ref. |
|-------------|-------------|------|------|-------------|------------|------|------|
| 1           | GS.251      | 22   | 3    | 39          | W.76       | 20   | 21   |
| 2           | GS.254      | 22   | 6    | 40          | PO.172A    | 20   | 22   |
| 3           | E.1512      | 25   | 20   | 41          | E.672      | 20   | 17   |
| 4           | E.1564      | 24   | 43   | 42          | E.1614     | 20   | 18   |
| 5           | E.1577      | 25   | 3    | 43          | E.2219/20A | 20   | 15   |
| 6           | E.1545      | 25   | 7    | 44          | E.2022     | 20   | 25   |
| 7           | E.1462      | 24   | 38   | 45          | F.1008     | 20   | 26   |
| 8           | E.1461      | 24   | 36   | 46          | E.1536     | 20   | 35   |
| 9           | E.1484*     | 12   | 11   | 47          | E.1539     | 20   | 28   |
| 10          | E.1540      | 24   | 41   | 48          | E.1535     | 20   | 30   |
| 11          | F.879       | 24   | 42   | 49          | E.1526     | 62   | 36   |
| 12          | E.1650      | 24   | 40   | 50          | MF.119     | 62   | 41   |
| 13          | E.1458      | 25   | 12   | 51          | E.1529     | 62   | 38   |
| 14          | E.1457      | 25   | 10   | 52          | SI-51      | 62   | 31   |
| 15          | E.470       | 25   | 15   | 53          | E.427      | 23   | 12   |
| 16          | E.1513      | 25   | 14   | 54          | E.2218     | 23   | 2    |
| 17          | E.1575      | 25   | 17   | 55          | E.1049     | 23   | 10   |
| 18          | E.1574      | 25   | 18   | 56          | E.2615     | 23   | 4    |
| 19          | E.1435      | 25   | 21   | 57          | E.2794     | 22   | 2    |
| 20          | E.1693      | 24   | 29   | 58          | E.1670     | 22   | 5    |
| 21          | E.1497      | 24   | 35   | 59          | E.1475     | 21   | 28   |
| 22          | E.2273      | 24   | 31   | 60          | E.1476     | 21   | 29   |
| 23          | E.1496      | 24   | 33   | 61          | E.495      | 21   | 30   |
| 24          | E.1477      | 24   | 24   | 62          | E.1470     | 21   | 27   |
| 25          | E.1478      | 24   | 23   | 63          | F.879      | 20   | 36   |
| 26          | H.200       | 24   | 26   | 64          | S.70-7     | 21   | 32   |
| 27          | E.1955 (IN) | 12   | 30   | 65          | E.403      | 21   | 31   |
|             | E.1956 (EX) | 12   | 32   | 66          | E.386      | 21   | 33   |
| 28          | E.1480 (IN) | 13   | 2    | 67          | E.1537     | 21   | 34   |
|             | E.1604 (EX) | 13   | 3    | 68          | E.375      | 24   | 16   |
| 29          | WE.259A     | 13   | 13   | 69          | E.487      | 20   | 40   |
| 30          | E.1543      | 13   | 9    | 70          | E.529      | 20   | 38   |
| 31          | E.1487      | 13   | 7    | 71          | E.486      | 20   | 39   |
| 32          | E.1488      | 13   | 5    | 72          | MT.63      | 20   | 41   |
| 33          | E.327       | 12   | 10   | 73          | E.2791     | 22   | 8    |
| 34          | E.1715      | 12   | 20   | 74          | E.2790     | 22   | 4    |
|             | E.1554      | 12   | 21   | 75          | E.2793     | 22   | 9    |
| 35          | E.2258      | 12   | 5    | 76          | E.2788     | 22   | 7    |
|             | E.2258A     | 12   | 6    | 77          | E.2789     | 22   | 10   |
| 36          | E.2248      | 12   | 8    | 78          | E.2792     | 22   | 11   |
| 37          | E.2257      | 12   | 1    | 79          | E.1479     | 21   | 16   |
| 38          | E.2249      | 12   | 3    | 80          | E.2228     | 78   | 23   |

\*See instructions on page 12.

ENGINE 5T AND T100—CRANKCASE, CYLINDER BLOCK AND CYLINDER HEAD, ETC.

FOR IDENTIFICATION OF PART SEE PAGE 6 FOR INSTRUCTIONS





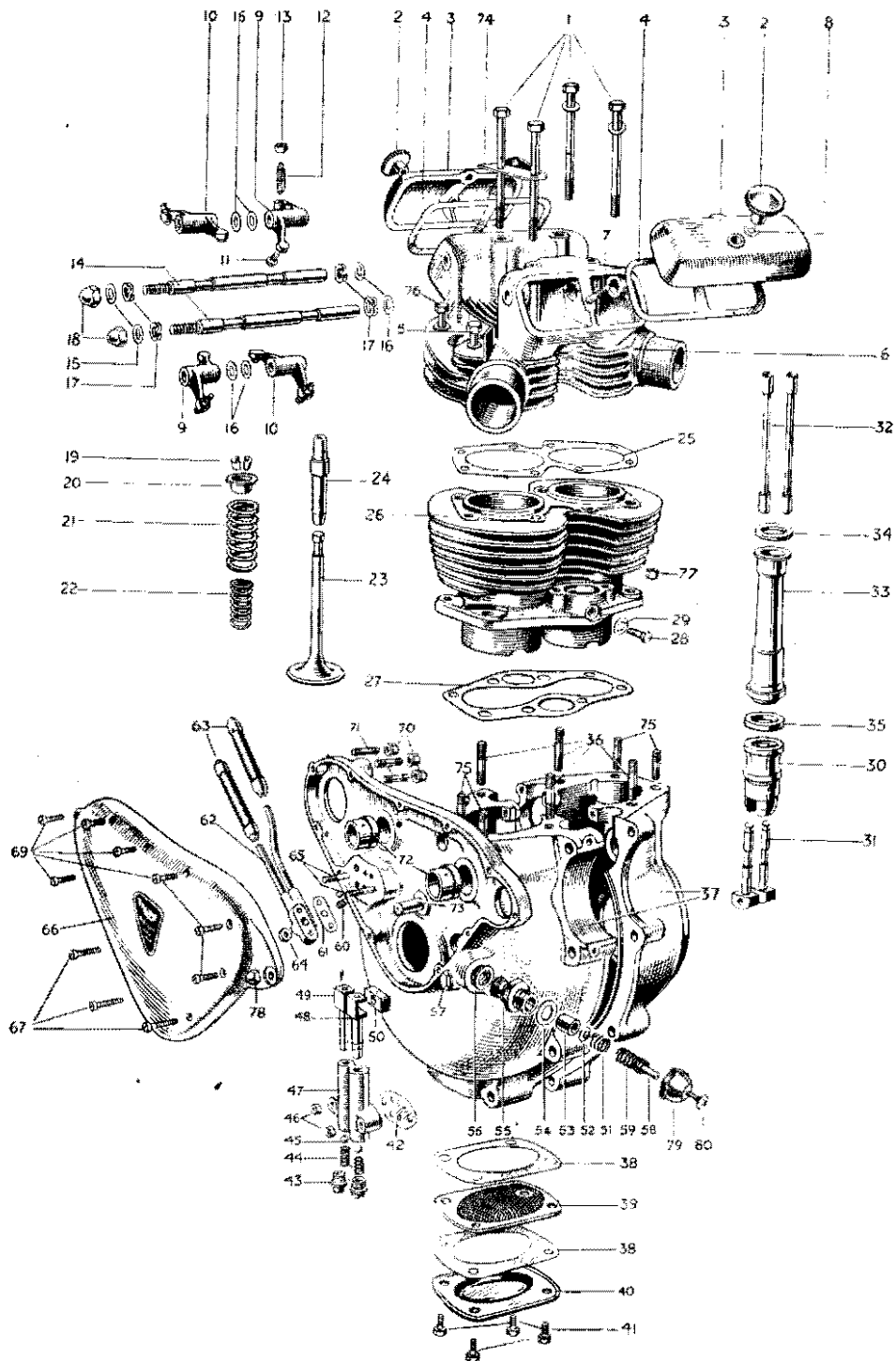
| REF. No. | PART No  | DESCRIPTION                    | 3T | 5T | T100 |
|----------|----------|--------------------------------|----|----|------|
| 1        | GE29     | Ring piston scraper            | —  | 2  | 2    |
| 2        | GE29/5   | " " " +.005"                   | —  | 2  | 2    |
| 3        | GE29/10  | " " " +.010"                   | —  | 2  | 2    |
| 4        | GE29/20  | " " " +.020"                   | —  | 2  | 2    |
| 5        | E1819    | " " " "                        | 2  | —  | —    |
| 6        | E1819/5  | " " " +.005"                   | 2  | —  | —    |
| 7        | E1819/10 | " " " +.010"                   | 2  | —  | —    |
| 8        | E1819/20 | " " " +.020"                   | 2  | —  | —    |
| 9        | WE203E   | Pin, gudgeon                   | —  | 2  | 2    |
| 10       | E1750    | " " " "                        | 2  | —  | —    |
| 11       | E1767    | Circlip, gudgeon pin retaining | 4  | —  | —    |
| 12       | WE479    | " " " "                        | —  | 4  | 4    |

#### INDEX TO ILLUSTRATION ON PAGE 16

| Illust. No. | Part No.               | Page | Ref. | Illust. No. | Part No. | Page | Ref. |
|-------------|------------------------|------|------|-------------|----------|------|------|
| 1           | E.656                  | 13   | 31   | 20          | E.398    | 24   | 4    |
| 2           | GE.29                  | 17   | 1    | 21          | E.1471   | 24   | 14   |
| 3           | E.1563                 | 13   | 14   | 22          | E.400    | 24   | 15   |
|             | E.1908                 | 13   | 18   | 23          | E.1492   | 24   | 11   |
| 4           | E.1489                 | 21   | 2    | 24          | E.1463   | 24   | 12   |
| 5           | E.1530                 | 21   | 7    | 25          | E.1992   | 24   | 17   |
| 6           | 1/16" split pin        | 21   | 9    | 26          | E.1486   | 24   | 9    |
| 7           | Sold with E.1489 only. |      |      | 27          | E.1558   | 24   | 10   |
| 8           | E.1591                 | 21   | 13   | 28          | E.1485   | 24   | 8    |
| 9           | E.1510A                | 20   | 3    | 29          | E.1580   | 24   | 3    |
| 10          | E.509                  | 25   | 41   | 30          | E.2302   | 24   | 6    |
| 11          | E.396                  | 25   | 40   | 31          | E.2256   | 24   | 22   |
| 12          | E.395                  | 25   | 39   | 32          | E.2254   | 24   | 20   |
| 13          | E.1681                 | 25   | 36   | 33          | GS.87    | 24   | 21   |
| 14          | E.2826C                | 25   | 29   | 34          | E.1511   | 21   | 4    |
| 15          | E.1521                 | 25   | 37   | 35          | WE.479   | 17   | 12   |
| 16          | E.2877                 | 21   | 10   | 36          | WE.203E  | 17   | 9    |
| 17          | 111700                 | 78   | 21   | 37          | E.1459   | 20   | 5    |
| 18          | E.2451                 | 78   | 20   | 38          | E.1460   | 20   | 7    |
| 19          | E.1472                 | 24   | 2    | 39          | E.2448   | 21   | 6    |

ENGINE 5T AND T100—CRANKSHAFT, CONNECTING RODS, PISTONS, TIMING GEARS, ETC.

SEE PAGE 7 FOR CARTON PACKS



ENGINE 3T—CRANKCASE, CYLINDER BLOCK AND CYLINDER HEAD, ETC.

INDEX TO ILLUSTRATION ON PAGE 18

| Illust. No. | Part No.    | Page | Ref. | Illust. No. | Part No. | Page | Ref. |
|-------------|-------------|------|------|-------------|----------|------|------|
| 1           | E.1795      | 12   | 12   | 39          | E.529    | 20   | 38   |
| 2           | E.1912      | 25   | 5    | 40          | E.486    | 20   | 39   |
| 3           | E.1779      | 25   | 1    | 41          | MT.63    | 20   | 41   |
| 4           | E.1780      | 25   | 4    | 42          | E.1537   | 21   | 34   |
| 5           | E.2631      | 12   | 13   | 43          | E.386    | 21   | 33   |
| 6           | E.2645      | 12   | 7    | 44          | E.403    | 21   | 31   |
| 7           | E.1987      | 12   | 28   | 45          | S.70-7   | 21   | 32   |
| 8           | PT.1048     | 25   | 6    | 46          | F.879    | 20   | 36   |
| 9           | E.1755      | 25   | 9    | 47          | E.1470   | 21   | 27   |
| 10          | E.1756      | 25   | 11   | 48          | E.1476   | 21   | 29   |
| 11          | E.1483      | 25   | 13   | 49          | E.1475   | 21   | 28   |
| 12          | E.1513      | 25   | 14   | 50          | E.495    | 21   | 30   |
| 13          | E.470       | 25   | 15   | 51          | E.2789   | 22   | 10   |
| 14          | E.1813      | 25   | 19   | 52          | E.2792   | 22   | 11   |
| 15          | E.1330      | 25   | 16   | 53          | GS.251   | 22   | 3    |
| 16          | E.1575      | 25   | 17   | 54          | GS.254   | 22   | 6    |
| 17          | E.1574      | 25   | 18   | 55          | E.2794   | 22   | 2    |
| 18          | E.1435      | 25   | 21   | 56          | E.1670   | 22   | 5    |
| 19          | WE.259A     | 13   | 13   | 57          | E.2615   | 20   | 43   |
| 20          | E.1757      | 13   | 10   | 58          | E.2793   | 22   | 9    |
| 21          | E.1778      | 13   | 8    | 59          | E.2788   | 22   | 7    |
| 22          | E.1777      | 13   | 6    | 60          | E.1539   | 20   | 28   |
| 23          | E.1751 (IN) | 12   | 31   | 61          | E.1529   | 62   | 38   |
|             | E.1752 (EX) | 13   | 1    | 62          | E.2457   | 62   | 37   |
| 24          | E.1759      | 13   | 4    | 63          | MF.119   | 62   | 41   |
| 25          | E.2614      | 12   | 9    | 64          | S1-51    | 62   | 39   |
| 26          | E.2461      | 12   | 2    | 65          | E.1536   | 20   | 35   |
| 27          | E.2677      | 12   | 4    | 66          | E.2252   | 23   | 1    |
| 28          | H.200       | 24   | 26   | 67          | E.1049   | 23   | 10   |
| 29          | E.2312      | 24   | 27   | 69          | E.427    | 23   | 12   |
| 30          | E.1837      | 24   | 25   | 70          | F.1008   | 20   | 26   |
| 31          | E.1478      | 24   | 23   | 71          | E.2022   | 20   | 25   |
| 32          | E.1785      | 24   | 28   | 72          | E.1479   | 21   | 16   |
| 33          | E.1838      | 24   | 30   | 73          | E.375    | 24   | 16   |
| 34          | E.1497      | 24   | 35   | 74          | F.2380   | 35   | 23   |
| 35          | E.2425      | 24   | 34   | 75          | E.2463   | 20   | 20   |
| 36          | E.2462      | 20   | 19   | 76          | E.2632   | 12   | 14   |
| 37          | E.2250 51A  | 20   | 16   | 77          | W.76     | 20   | 21   |
| 38          | E.487       | 20   | 40   | 79          | E.2228   | 78   | 23   |
|             |             |      |      | 80          |          |      |      |

FOR IDENTIFICATION OF PART SEE PAGE 6 FOR INSTRUCTIONS

| REF. No.                             | PART No.  | DESCRIPTION                                  | 3T | 5T | T100 |
|--------------------------------------|-----------|--|----|----|------|
| <b>CRANKSHAFT AND FLYWHEEL ASSY.</b> |           |  |    |    |      |
| 1                                    | E1460A    | Crankshaft and flywheel assembly             | —  | 1  | 1    |
| 2                                    | E2200A    | " " " " c/w connecting rods                  | 1  | —  | —    |
| 3                                    | E1510A    | Flywheel                                     | —  | 1  | 1    |
| 4                                    | E1745     | " " " " " " " "                              | 1  | —  | —    |
| 5                                    | E1459     | Crankshaft, timing side                      | —  | 1  | 1    |
| 6                                    | E1747     | " " " " " " " "                              | 1  | —  | —    |
| 7                                    | E1460     | " " driving side                             | —  | 1  | 1    |
| 8                                    | E2200     | " " " " " " " "                              | 1  | —  | —    |
| 9                                    | E1790     | Tube, crankshaft                             | —  | 1  | 1    |
| 10                                   | E393      | Plug, crankshaft                             | —  | 1  | 1    |
| 11                                   | E1562     | Bolt, crankshaft to flywheel                 | —  | 6  | 6    |
| 12                                   | E1760     | " " " " " " " "                              | 2  | —  | —    |
| 13                                   | W103      | Nut, crankshaft to flywheel bolt             | —  | 6  | 6    |
| 14                                   | E1797     | " " " " " " " "                              | 2  | —  | —    |
| <b>CRANKCASE</b>                     |           |  |    |    |      |
| 15                                   | E2219 20A | Crankcase assembly, less main bearings       | —  | 1  | 1    |
| 16                                   | E2250 51A | " " " " " " " "                              | 1  | —  | —    |
| 17                                   | E672      | Stud, crankcase cylinder base                | —  | 6  | 6    |
| 18                                   | E1614     | " " " " " " dowel                            | —  | 2  | 2    |
| 19                                   | E2462     | " " " " " " long                             | 4  | —  | —    |
| 20                                   | E2463     | " " " " " " short                            | 4  | —  | —    |
| 21                                   | W.76      | Nut, crankcase cylinder base stud            | 8  | 4  | 4    |
| 22                                   | PO172A    | " " " " " " " "                              | —  | 4  | 4    |
| 23                                   | E1534A    | Dowel, cylinder base (hollow for stud E1614) | —  | 2  | 2    |
| 24                                   | E1579     | Dowel, crankcase halves (hollow)             | 1  | 1  | 1    |
| 25                                   | E2022     | Stud, magneto fixing                         | 3  | 3  | 3    |
| 26                                   | F1008     | Nut, " " " " " " " "                         | 3  | 3  | 3    |
| 27                                   | S25-3     | Washer, magneto fixing stud                  | 3  | 3  | 3    |
| 28                                   | E1539     | Stud, oil junction block                     | 1  | 1  | 1    |
| 29                                   | E1532     | Dowel, oil junction block (hollow)           | 1  | 1  | 1    |
| 30                                   | E1535     | Dowel, crankcase to timing cover (hollow)    | —  | 1  | 1    |
| 31                                   | E1508     | Pipe, crankcase oil return                   | —  | 1  | 1    |
| 32                                   | E1770     | " " " " " " " "                              | 1  | —  | —    |
| 33                                   | E1509     | Clip, crankcase oil return pipe              | —  | 1  | 1    |
| 34                                   | E1645     | Screw, crankcase oil return pipe clip        | 1  | 1  | 1    |
| 35                                   | E1536     | Stud, oil pump                               | 2  | 2  | 2    |
| 36                                   | F879      | Nut, oil pump stud                           | 2  | 2  | 2    |
| 37                                   | E2312     | Washer, oil pump stud                        | 2  | 2  | 2    |
| 38                                   | E529      | Filter, crankcase oil                        | 1  | 1  | 1    |
| 39                                   | E486      | Cover, crankcase oil filter                  | 1  | 1  | 1    |
| 40                                   | E487      | Washer, crankcase oil filter joint           | 2  | 2  | 2    |
| 41                                   | MT63      | Screw, " " " " " " " "                       | 4  | 4  | 4    |
| 42                                   | S26-2     | Washer spring, crankcase oil filter          | 4  | 4  | 4    |
| 43                                   | E2615     | Plug, crankcase oil                          | 1  | —  | —    |
| 44                                   | E1335     | Washer, " " " " " " " "                      | 1  | —  | —    |
| 45                                   | E2311     | Pin, breather locating                       | 1  | 1  | 1    |

CRANKCASE HALVES CANNOT BE SUPPLIED SEPARATELY

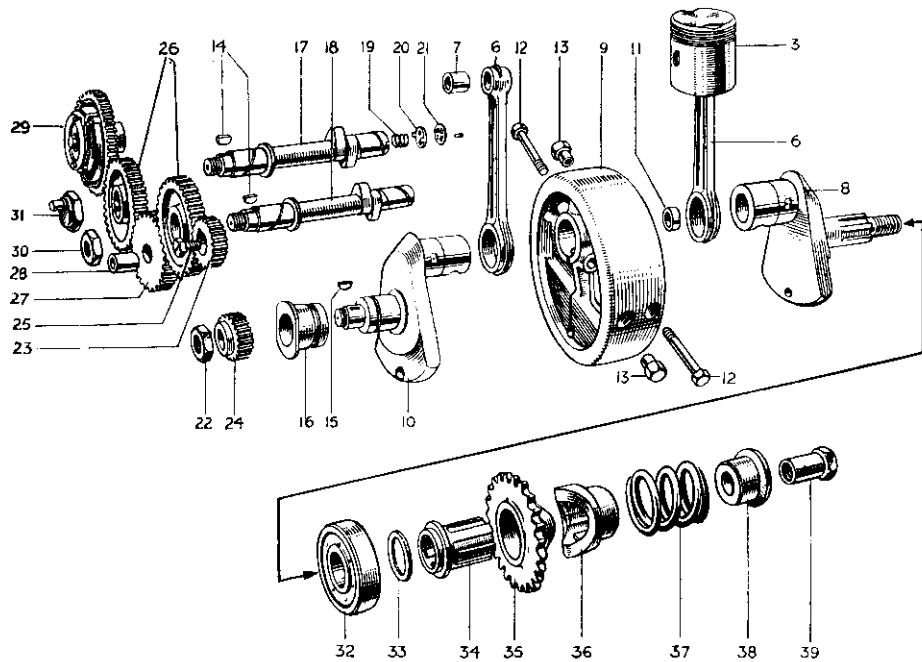
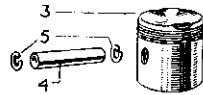
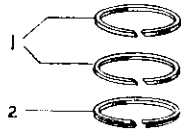
| REF. No.                           | PART No. | DESCRIPTION                       | 3T | 5T | T100 |
|------------------------------------|----------|-----------------------------------|----|----|------|
| <b>CONNECTING RODS</b>             |          |                                   |    |    |      |
| 1                                  | E1489T   | Rod, connecting complete          | —  | —  | 2    |
| 2                                  | E1489    | " " " " " " " "                   | —  | 2  | —    |
| 3                                  | E1749    | " " " " " " " "                   | 2  | —  | —    |
| 4                                  | E1511    | Bush, conn rod small end          | —  | 2  | 2    |
| 5                                  | E1762    | " " " " " " " "                   | 2  | —  | —    |
| 6                                  | E2448    | Bolt, conn rod end cap            | —  | 4  | 4    |
| 7                                  | E1530    | Nut, " " " " " " bolt             | —  | 4  | 4    |
| 8                                  | E1719    | Washer, conn rod end cap bolt     | —  | 4  | 4    |
| 9                                  |          | Pin, split for E1530 nut          | —  | 2  | 2    |
| <b>CRANKCASE BEARINGS</b>          |          |                                   |    |    |      |
| 10                                 | *E2877   | Bearing, c/c timing side (roller) | —  | 1  | 1    |
| 11                                 | E1769    | " " " " " " (plain)               | 1  | —  | —    |
| 12                                 | E1592    | " " " " driving side (ball)       | 1  | —  | —    |
| 13                                 | E1591    | " " " " " " " "                   | —  | 1  | 1    |
| 14                                 | E2296    | Disc, timing side bearing...      | —  | 1  | 1    |
| 15                                 | E489     | Ring, retaining t/s bearing       | —  | 1  | 1    |
| 16                                 | E1479    | Bush, camshaft timing side        | 2  | 2  | 2    |
| 17                                 | E1516    | " " " " drive                     | 1  | 1  | 1    |
| 18                                 | E2260    | " " " " " " (breather)            | 1  | 1  | 1    |
| <b>CRANKCASE STUDS AND BOLTS</b>   |          |                                   |    |    |      |
| 19                                 | E1555    | Screw, crankcase top rear         | 1  | 1  | 1    |
| 20                                 | S25-3    | Washer, " " " " " " screw         | 1  | 1  | 1    |
| 21                                 | E925     | Stud, crankcase bottom front      | 1  | —  | —    |
| 22                                 | T456     | " " " " " " " "                   | —  | 1  | 1    |
| 23                                 | S1-51    | Nut, " " " " " " stud             | 2  | 2  | 2    |
| 24                                 | S25-3    | Washer, " " " " " " " "           | 2  | 2  | 2    |
| 25                                 | E1647    | Screw, " " " " " " " "            | 2  | 2  | 2    |
| FOR ENGINE PLATE STUDS SEE PAGE 28 |          |                                   |    |    |      |
| <b>OIL PUMP</b>                    |          |                                   |    |    |      |
| 26                                 | E2140    | Pump, oil—complete                | 1  | 1  | 1    |
| 27                                 | E1470    | Body, oil pump                    | 1  | 1  | 1    |
| 28                                 | E1475    | Plunger, oil pump feed            | 1  | 1  | 1    |
| 29                                 | E1476    | " " " " " " " "                   | 1  | 1  | 1    |
| 30                                 | E495     | Slider block, oil pump driving    | 1  | 1  | 1    |
| 31                                 | E403     | Spring, oil pump valve            | 2  | 2  | 2    |
| 32                                 | S70-7    | Ball " " " " " " " "              | 2  | 2  | 2    |
| 33                                 | E386     | Plug, " " " " " " " "             | 2  | 2  | 2    |
| 34                                 | E1537    | Washer, oil pump joint            | 1  | 1  | 1    |

\* Replacing and interchangeable with ball bearing Part No. E1592

On later models a chip shield is fitted between the timing side bearing and crankcase, the Part Number being E2883.

SEE SPECIMEN ORDER IN PREFACE

| REF. No.             | PART No. | DESCRIPTION                          | 3T  | 5T  | T100 |
|----------------------|----------|--------------------------------------|-----|-----|------|
| <b>RELEASE VALVE</b> |          |                                      |     |     |      |
| 1                    | E2795    | Valve, release and oil indicator ... | ... | ... | ...  |
| 2                    | E2794    | Body, " Valve ...                    | ... | ... | ...  |
| 3                    | GS251    | Piston, " " ...                      | ... | ... | ...  |
| 4                    | E2790    | Cap, " " ...                         | ... | ... | ...  |
| 5                    | E1670    | Washer, " " Body ...                 | ... | ... | ...  |
| 6                    | GS254    | Washer, " " Cap ...                  | ... | ... | ...  |
| 7                    | E2788    | Spring, " " ...                      | ... | ... | ...  |
| 8                    | E2791    | Shaft, indicator Button ...          | ... | ... | ...  |
| 9                    | E2793    | Tube, " Rubber ...                   | ... | ... | ...  |
| 10                   | E2789    | Spring, " Auxiliary ...              | ... | ... | ...  |
| 11                   | E2792    | Nut, " Shaft ...                     | ... | ... | ...  |



**ENGINE 3T—CRANKSHAFT, CONNECTING RODS, PISTONS, TIMING GEARS, ETC.**

| REF. No.            | PART No. | DESCRIPTION                               | 3T | 5T | T100 |
|---------------------|----------|---|----|----|------|
| <b>TIMING COVER</b> |          |   |    |    |      |
| 1                   | E2252    | Cover, timing gear ...                    | 1  | —  | —    |
| 2                   | E2218    | " " " " ...                               | —  | 1  | 1    |
| 3                   | E378     | Bush, timing gear cover to crankshaft ... | —  | 1  | 1    |
| 4                   | E2615    | Plug, " " " " ...                         | —  | 1  | 1    |
| 5                   | E1335    | Washer, " " " " plug ...                  | —  | 1  | 1    |
| 6                   | E1595    | Patent plate ...                          | —  | 1  | —    |
| 7                   | E1678    | " " " " " " ...                           | —  | —  | 1    |
| 8                   | E1891    | " " " " " " ...                           | 1  | —  | —    |
| 9                   | D208-5   | Screw, hammer drive ...                   | 3  | 3  | 3    |
| 10                  | E1049    | Screw, timing gear cover, long ...        | 2  | 3  | 3    |
| 11                  | E452     | " " " " short ...                         | 6  | —  | —    |
| 12                  | E427     | " " " " medium ...                        | 2  | 7  | 7    |

**INDEX TO ILLUSTRATION ON PAGE 22**

| Illust. No. | Part No. | Page | Ref. | Illust. No. | Part No. | Page | Ref. |
|-------------|----------|------|------|-------------|----------|------|------|
| 1           | E.1766   | 13   | 35   | 20          | E.2254   | 24   | 20   |
| 2           | E.1819   | 17   | 5    | 21          | GS.87    | 24   | 21   |
| 3           | E.1748   | 13   | 23   | 22          | E.398    | 24   | 4    |
|             | E.1841   | 13   | 27   | 23          | E.2451   | 24   | 19   |
| 4           | E.1750   | 17   | 10   | 24          | E.1771   | 24   | 1    |
| 5           | E.1767   | 17   | 11   | 25          | 111700   | 78   | 21   |
| 6           | E.1749   | 21   | 3    | 26          | E.1486   | 24   | 9    |
| 7           | E.1762   | 21   | 5    | 27          | E.2202   | 24   | 13   |
| 8           | E.2200   | 20   | 8    | 28          | E.400    | 24   | 15   |
| 9           | E.1745   | 20   | 4    | 29          | 47502A   | 24   | 18   |
| 10          | E.1747   | 20   | 6    | 30          | E.1463   | 24   | 12   |
| 11          | E.1790   | 20   | 9    | 31          | E.1492   | 24   | 11   |
| 12          | E.1760   | 20   | 12   | 32          | E.1592   | 21   | 12   |
| 13          | E.1797   | 20   | 14   | 33          | E.1732   | 25   | 42   |
| 14          | E.1558   | 24   | 10   | 34          | E.1521   | 25   | 37   |
| 15          | E.1580   | 24   | 3    | 35          | E.2826F  | 25   | 27   |
| 16          | E.1769   | 21   | 11   | 36          | E.1681   | 25   | 36   |
| 17          | E.2266   | 24   | 5    | 37          | E.659    | 25   | 38   |
| 18          | E.1754   | 24   | 7    | 38          | E.396    | 25   | 40   |
| 19          | E.2256   | 24   | 22   | 39          | E.509    | 25   | 41   |

**SEE SPECIMEN ORDER IN PREFACE**



## EXHAUST SYSTEM GROUP

| REF. No.            | PART No. | DESCRIPTION                    | 3T | 5T | T100 |
|---------------------|----------|--------------------------------|----|----|------|
| <b>EXHAUST PIPE</b> |          |                                |    |    |      |
| 1                   | E2236A   | Pipe, exhaust, N.S.            | 1  | —  | —    |
| 2                   | E1520    | " " " " " " " " " " " "        | —  | 1  | 1    |
| 3                   | E2237A   | " " " " " " " " " " " "        | 1  | —  | —    |
| 4                   | E1519    | " " " " " " " " " " " "        | —  | 1  | 1    |
| 5                   | E2269    | Clip, exhaust pipe to cylinder | 2  | —  | —    |
| 6                   | E1269    | " " " " " " " " " " " "        | —  | 2  | 2    |
| 7                   | E409     | Bolt, " " " " " " clip         | 2  | 2  | 2    |
| 8                   | E410A    | Washer, " " " " " " clip bolt  | 2  | 2  | 2    |
| <b>SILENCER</b>     |          |                                |    |    |      |
| 9                   | E2646    | Silencer, N.S.                 | 1  | —  | —    |
| 10                  | E1568    | " " " " " " " " " " " "        | —  | 1  | 1    |
| 11                  | E2647    | " " " " " " " " " " " "        | 1  | —  | —    |
| 12                  | E1567    | " " " " " " " " " " " "        | —  | 1  | 1    |
| 13                  | H570     | Bolt, silencer hanger          | 2  | —  | —    |
| 14                  | E688     | " " " " " " " " " " " "        | —  | 2  | 2    |
| 15                  | T224     | Nut, " " " " bolt              | 2  | 2  | 2    |
| 16                  | F1335    | Washer, " " " " " " N.S.       | 1  | —  | —    |
| 17                  | E2271    | Clip, silencer to exhaust pipe | 2  | —  | —    |
| 18                  | TE246    | " " " " " " " " " " " "        | —  | 2  | 2    |
| 19                  | TE164E   | Bolt, " " " " " " " " clip     | 2  | 2  | 2    |
| 20                  | TE164C   | "D" nut, " " " " " " bolt...   | 2  | 2  | 2    |
| 21                  | TE164D   | "D" washer " " " " " " " " " " | 2  | 2  | 2    |

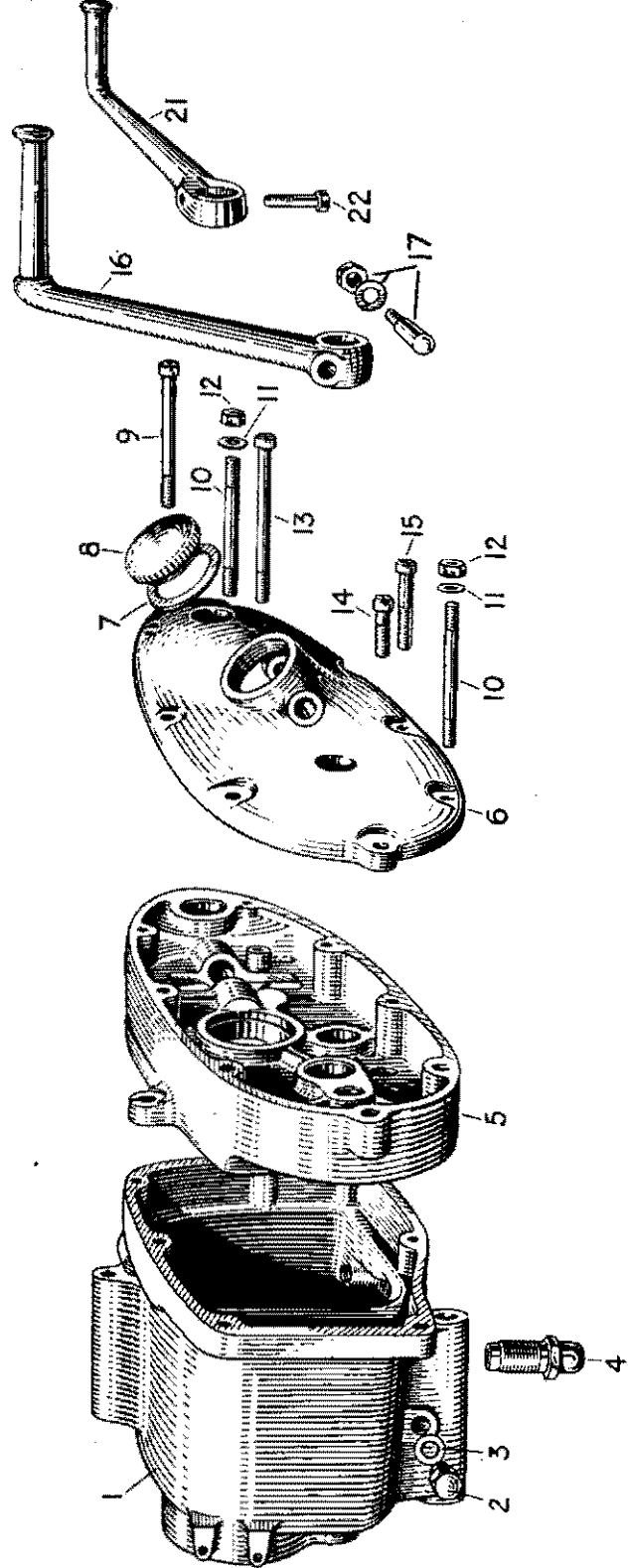
DO NOT FORGET TO SIGN YOUR ORDER

## GEARBOX GROUP

| REF. No.                | PART No. | DESCRIPTION                               | 3T | 5T | T100 |
|-------------------------|----------|---|----|----|------|
| <b>GEARBOX CASING</b>   |          |   |    |    |      |
| 1                       | T264B    | Casing with bushes, gearbox               | 1  | 1  | 1    |
| 2                       | E698     | Stud, gearbox casing outer cover          | 2  | 2  | 2    |
| 3                       | S1-51    | Nut, " " " " " " stud                     | 2  | 2  | 2    |
| 4                       | S25-3    | Washer, " " " " " " " "                   | 2  | 2  | 2    |
| 5                       | T411     | Cover, with bushes, gearbox outer         | 1  | 1  | 1    |
| 6                       | T452     | Screw, outer cover to case                | 1  | 1  | 1    |
| 7                       | E573     | " " " " " " " " " " " "                   | 1  | 1  | 1    |
| 8                       | E427     | " " " " " " " " " " " "                   | 3  | 3  | 3    |
| 9                       | T410     | Cover, with bushes gearbox inner          | 1  | 1  | 1    |
| 10                      | T323A    | Stud, gearbox inner cover to outer cover  | 1  | 1  | 1    |
| 11                      | S1-51    | Nut, inner cover to outer cover stud      | 1  | 1  | 1    |
| 12                      | S25-3    | Washer, " " " " " " " " " "               | 1  | 1  | 1    |
| 13                      | E329     | Screw, gearbox inner cover to case        | 1  | 1  | 1    |
| 14                      | E427     | Screw, inner cover to case                | 2  | 2  | 2    |
| 15                      | T45      | Stop, kickstarter quadrant                | 1  | 1  | 1    |
| 16                      | T400     | Cap, gearbox filler                       | 1  | 1  | 1    |
| 17                      | NT376    | Washer, gearbox filler cap                | 1  | 1  | 1    |
| 18                      | S46-15   | Plug, gearbox drain and inner cover level | 2  | 2  | 2    |
| 19                      | PT104B   | Washer, drain and level plug              | 2  | 2  | 2    |
| <b>GEARBOX FITTINGS</b> |          |   |    |    |      |
| 20                      | T717     | Plate, gearbox mounting clamp             | 2  | 2  | 2    |
| 21                      | T456     | Stud, gearbox clamp tie                   | 2  | 2  | 2    |
| 22                      | S1-51    | Nut, " " " " " " stud                     | 3  | 3  | 3    |
| 23                      | T461     | Nut, " " " " " " " "                      | 1  | 1  | 1    |
| 24                      | S26-3    | Washer, " " " " " " tie stud spring       | 2  | 2  | 2    |
| 25                      | F1681    | Bolt, " " " " " " pin                     | 1  | 1  | 1    |
| 26                      | S4-13    | Nut, " " " " " " bolt                     | 1  | 1  | 1    |
| 27                      | S25-8    | Washer, " " " " " " " "                   | 1  | 1  | 1    |
| 28                      | T430     | Bolt, gearbox pivot                       | —  | 1  | 1    |
| 29                      | F2391    | " " " " " " " " " " " "                   | —  | —  | —    |
| 30                      | F1126    | Nut, " " " " " " bolt                     | 1  | —  | —    |
| 31                      | S26-1    | Washer, " " " " " " " "                   | 1  | 1  | 1    |
| 32                      | T275     | Adjuster assembly, primary chain          | 1  | 1  | 1    |
| <b>SHAFTS AND GEARS</b> |          |   |    |    |      |
| 33                      | T441     | Mainshaft (15T)                           | 1  | 1  | 1    |
| 34                      | S66-1    | Woodruff key, No. 6                       | 1  | 1  | 1    |
| 35                      | T421     | Nut, clutch to mainshaft                  | 1  | 1  | 1    |
| 36                      | T420     | Plain washer, clutch to mainshaft         | 1  | 1  | 1    |
| 37                      | T524     | Lock washer, " " " " nut                  | 1  | 1  | 1    |
| 38                      | T433     | Layshaft                                  | 1  | 1  | 1    |
| 39                      | T432     | Tube, layshaft distance                   | 1  | 1  | 1    |
| 40                      | T726     | Gear, mainshaft high (25T)                | 1  | 1  | 1    |
| 41                      | T492     | Tube, mainshaft high gear distance        | 1  | 1  | 1    |

ALL GOODS SENT TO WORKS MUST BE CARRIAGE PAID

GEARBOX CASING AND LEVERS



| Illust. No. | Part No. | Page | Ref. | Illust. No. | Part No. | Page | Ref. |
|-------------|----------|------|------|-------------|----------|------|------|
| 1           | T.264B   | 27   | 1    | 8           | T.400    | 27   | 16   |
| 2           | S.46-15  | 27   | 18   | 9           | E.573    | 27   | 7    |
| 3           | PT.104B  | 27   | 19   | 10          | E.698    | 27   | 2    |
| 4           | T.372    | 29   | 28   | 11          | S.25-3   | 27   | 4    |
| 5           | T.410    | 27   | 9    | 12          | S1-51    | 27   | 3    |
| 6           | T.411    | 27   | 5    | 13          | T.452    | 27   | 6    |
| 7           | NT.376   | 27   | 17   | 14          | E.427    | 27   | 14   |
|             |          |      |      | 15          | E.329    | 27   | 13   |
|             |          |      |      | 16          | T.451    | 33   | 5    |
|             |          |      |      | 17          | S.52-1   | 33   | 7    |
|             |          |      |      | 21          | T.398    | 29   | 40   |
|             |          |      |      | 22          | T.450    | 29   | 41   |

| REF. No. | PART No. | DESCRIPTION                       | 3T | 5T | T100 |
|----------|----------|-----------------------------------|----|----|------|
| 1        | T446A    | Bush, gearbox mainshaft high gear | 2  | 2  | 2    |
| 2        | T443     | Gear, mainshaft 3rd (23T)         | 1  | 1  | 1    |
| 3        | T727     | Gear, mainshaft 2nd (19T)         | 1  | 1  | 1    |
| 4        | T434     | Gear, layshaft high (19T)         | 1  | 1  | 1    |
| 5        | T438     | Bush, layshaft high gear          | 2  | 2  | 2    |
| 6        | T435     | Gear, layshaft 3rd (21T)          | 1  | 1  | 1    |
| 7        | T436     | Gear, layshaft 2nd (25T)          | 1  | 1  | 1    |
| 8        | T437     | Gear, layshaft low (29T)          | 1  | 1  | 1    |
| 9        | T431     | Bush, layshaft low gear           | 1  | 1  | 1    |

GEARBOX SHELL BEARINGS

|    |       |                                  |   |   |   |
|----|-------|----------------------------------|---|---|---|
| 10 | T44E  | Bearing, high gear               | 1 | 1 | 1 |
| 11 | T445  | Cover, high gear bearing dust    | 1 | 1 | 1 |
| 12 | E489  | Ring, " " retaining              | 1 | 1 | 1 |
| 13 | S35-7 | Bearing, mainshaft               | 1 | 1 | 1 |
| 14 | T280  | Ring, bearing retaining          | 1 | 1 | 1 |
| 15 | T290  | Bush, layshaft                   | 2 | 2 | 2 |
| 16 | T18   | Disc, layshaft bush              | 1 | 1 | 1 |
| 17 | T341  | Bush, gear selector cam plate    | 1 | 1 | 1 |
| 18 | T412  | Bush, footchange spindle (inner) | 1 | 1 | 1 |
| 19 | T57   | " " " (outer)                    | 1 | 1 | 1 |
| 20 | T362  | Bush, kickstarter (inner)        | 1 | 1 | 1 |
| 21 | T23   | " " " (outer)                    | 1 | 1 | 1 |

GEAR CONTROL (SELECTOR MECHANISM)

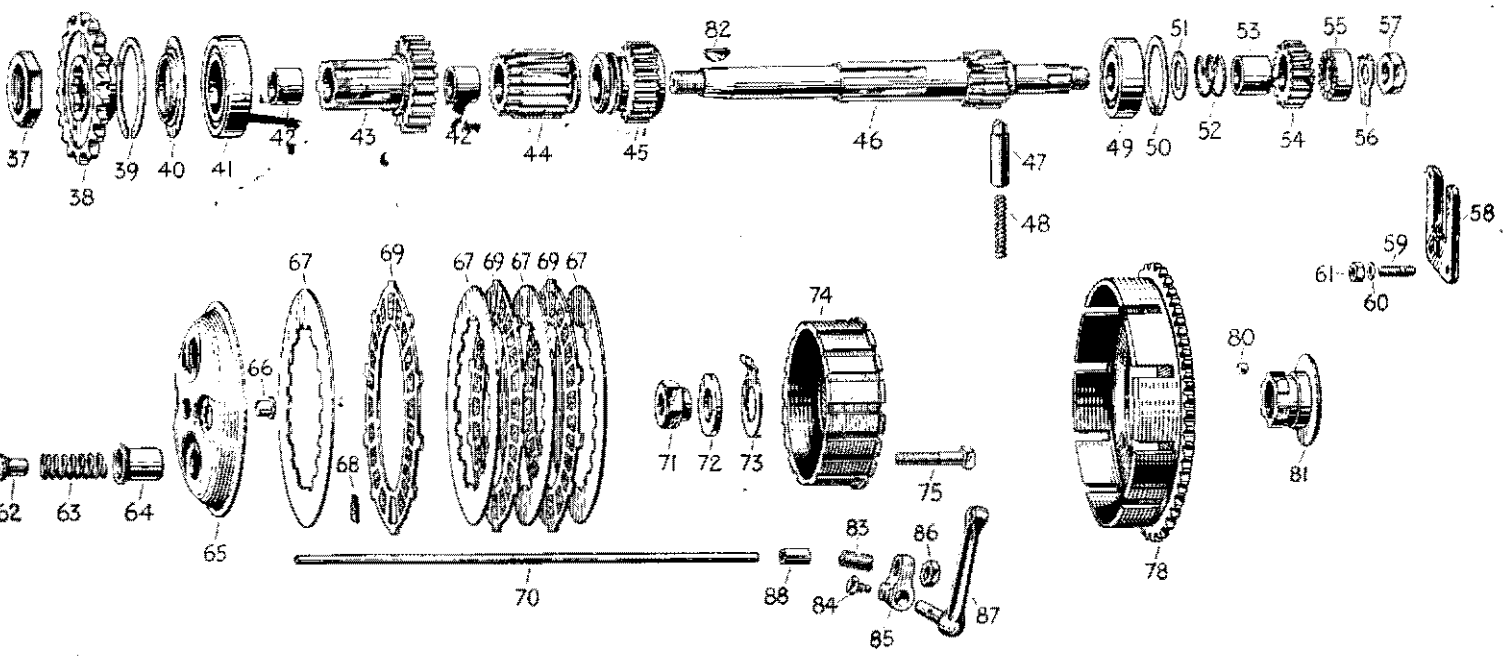
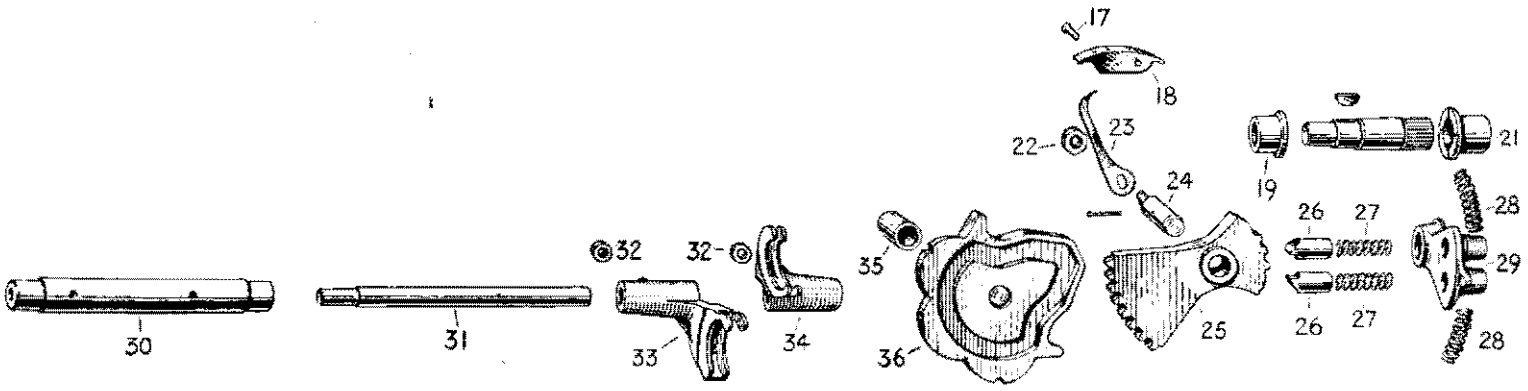
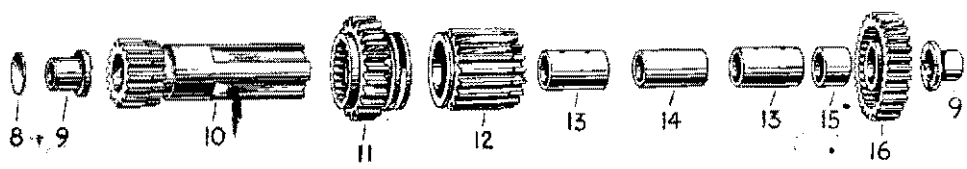
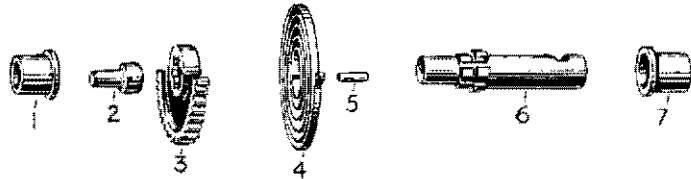
|    |       |                                  |   |   |   |
|----|-------|----------------------------------|---|---|---|
| 22 | T397  | Quadrant, gear operating         | 1 | 1 | 1 |
| 23 | T399  | Spindle, gear operating quadrant | 1 | 1 | 1 |
| 24 |       | Split pin, 1 1/4" x 5/64"        | 1 | 1 | 1 |
| 25 | T500  | Camplate, gear control           | 1 | 1 | 1 |
| 26 | NT261 | Roller, gear control cam plate   | 2 | 2 | 2 |
| 27 | T501  | Plunger, " " " " "               | 1 | 1 | 1 |
| 28 | T372  | Bush, " " " " plunger            | 1 | 1 | 1 |
| 29 | T373  | Spring, " " " " "                | 1 | 1 | 1 |
| 30 | T260  | Fork, gear selector mainshaft    | 1 | 1 | 1 |
| 31 | T261  | " " " layshaft                   | 1 | 1 | 1 |
| 32 | T291  | Rod, " " fork                    | 1 | 1 | 1 |

GEAR CONTROL (ENCLOSED FOOTCHANGE)

|    |        |                                 |   |   |   |
|----|--------|---------------------------------|---|---|---|
| 33 | T407   | Plate, footchange guide         | 1 | 1 | 1 |
| 34 | T454   | Stud, " " plate                 | 4 | 4 | 4 |
| 35 | F879   | Nut, " " stud                   | 4 | 4 | 4 |
| 36 | E2312  | Washer, " " " (shakeproof)      | 4 | 4 | 4 |
| 37 | T408-9 | Plunger assembly, gear quadrant | 1 | 1 | 1 |
| 38 | T406   | Plunger, gear quadrant          | 2 | 2 | 2 |
| 39 | T405   | Spring, " " plunger             | 2 | 2 | 2 |
| 40 | T398   | Pedal, footchange               | 1 | 1 | 1 |
| 41 | T450   | Set screw, footchange pedal     | 1 | 1 | 1 |
| 42 | T449   | Rubber, " " "                   | 1 | 1 | 1 |
| 43 | T404   | Spring, footchange pedal return | 2 | 2 | 2 |
| 44 | T395   | Finger, gear indicator          | 1 | 1 | 1 |

TREASURY NOTES MUST BE REGISTERED

GEARS AND CLUTCH



30

31



INDEX TO ILLUSTRATIONS ON PAGES 30 AND 31

| Illust. No. | Part No. | Page | Ref. | Illust. No. | Part No.    | Page | Ref. |
|-------------|----------|------|------|-------------|-------------|------|------|
| 1           | T.362    | 29   | 20   | 46          | T.441       | 27   | 33   |
| 2           | T.45     | 27   | 15   | 47          | T.501       | 29   | 27   |
| 3           | T.25A    | 33   | 10   | 48          | T.373       | 29   | 29   |
| 4           | T.31     | 33   | 8    | 49          | S.35-7      | 29   | 13   |
| 5           | T.47     | 33   | 9    | 50          | T.280       | 29   | 14   |
| 6           | T.24A    | 33   | 11   | 51          | T.505       | 33   | 17   |
| 7           | T.23     | 29   | 21   | 52.3        | T.488-28    | 33   | 14   |
| 8           | T.18     | 29   | 16   | 54          | T.730       | 33   | 12   |
| 9           | T.290    | 29   | 15   | 55          | T.731       | 33   | 13   |
| 10          | T.434    | 29   | 4    | 56          | T.732       | 33   | 16   |
| 11          | T.436    | 29   | 7    | 57          | NT.297      | 33   | 15   |
| 12          | T.435    | 29   | 6    | 58          | T.407       | 29   | 33   |
| 13          | T.438    | 29   | 5    | 59          | T.454       | 29   | 34   |
| 14          | T.432    | 27   | 39   | 60          | E.2312      | 29   | 36   |
| 15          | T.431    | 29   | 9    | 61          | F.879       | 29   | 35   |
| 16          | T.437    | 29   | 8    | 62          | T.427       | 33   | 31   |
| 17          | D.208-17 | 33   | 4    | 63          | T.429       | 33   | 28   |
| 18          | T.396    | 33   | 3    | 64          | T.425       | 33   | 32   |
| 19          | T.412    | 29   | 18   | 65          | T.419       | 33   | 33   |
| 21          | T.57     | 29   | 19   | 66          | T.422       | 33   | 34   |
| 22          | T.224    | 33   | 1    | 67          | T.415       | 33   | 27   |
| 23          | T.395    | 29   | 44   | 68          | NT.288      | 33   | 26   |
| 24          | T.399    | 29   | 23   | 69          | T.414       | 33   | 25   |
| 25          | T.397    | 29   | 22   | 70          | T.455       | 33   | 43   |
| 26          | T.406    | 29   | 38   |             | T.455A      | 33   | 44   |
| 27          | T.405    | 29   | 39   | 71          | T.421       | 27   | 35   |
| 28          | T.404    | 29   | 43   | 72          | T.420       | 27   | 36   |
| 29          | T.408.9  | 29   | 37   | 73          | T.524       | 27   | 37   |
| 30          | T.433    | 27   | 38   | 74          | T.417       | 33   | 23   |
| 31          | T.291    | 29   | 32   |             | T.417A      | 33   | 24   |
| 32          | NT.261   | 29   | 26   | 75          | T.423       | 33   | 30   |
| 33          | T.26F    | 29   | 31   |             | T.424       | 33   | 29   |
| 34          | T.260    | 29   | 30   | 78          | T.416/428   | 33   | 20   |
| 35          | T.341    | 29   | 17   |             | T.416A, 428 | 33   | 21   |
| 36          | T.500    | 29   | 25   | 80          | T.394       | 33   | 22   |
| 37          | T.440    | 33   | 19   | 81          | T.418       | 33   | 35   |
| 38          | T.471A   | 33   | 18   | 82          | S.66-1      | 27   | 34   |
| 39          | E.489    | 29   | 12   | 83          | T.413       | 33   | 41   |
| 40          | T.445    | 29   | 11   | 84          | T.401       | 33   | 39   |
| 41          | T.448    | 29   | 10   | 85          | T.402       | 33   | 38   |
| 42          | T.446A   | 29   | 1    | 86          | T.453       | 33   | 42   |
| 43          | T.726    | 27   | 40   | 87          | T.487       | 33   | 36   |
| 44          | T.727    | 29   | 3    | 88          | PT.108B     | 33   | 45   |
| 45          | T.443    | 29   | 2    |             |             |      |      |

FOR IDENTIFICATION OF PARTS SEE PAGE 6 FOR INSTRUCTIONS

| REF. No.                | PART No.   | DESCRIPTION                                     | 3T | 5T | T100 |
|-------------------------|------------|---|----|----|------|
| 1                       | T224       | Nut, gear indicator ... ..                      | 1  | 1  | 1    |
| 2                       | S25-3      | Washer, gear indicator ... ..                   | 1  | 1  | 1    |
| 3                       | T396       | Quadrant, gear indicator ... ..                 | 1  | 1  | 1    |
| 4                       | D208-17    | Pin, gear indicator quadrant fixing ... ..      | 2  | 2  | 2    |
| <b>KICKSTARTER</b>      |            |   |    |    |      |
| 5                       | T451       | Crank, kickstarter ... ..                       | 1  | 1  | 1    |
| 6                       | F1814      | Rubber, " crank ... ..                          | 1  | 1  | 1    |
| 7                       | S52-1      | Cotter pin, complete with nut and washer ... .. | 1  | 1  | 1    |
| 8                       | T31        | Spring, k/s return ... ..                       | 1  | 1  | 1    |
| 9                       | T47        | Peg, " " spring anchor ... ..                   | 1  | 1  | 1    |
| 10                      | T25A       | Quadrant, kickstarter ... ..                    | 1  | 1  | 1    |
| 11                      | T24A       | Shaft, kickstarter axle ... ..                  | 1  | 1  | 1    |
| 12                      | T730       | Pinion, " ... ..                                | 1  | 1  | 1    |
| 13                      | T731       | Ratchet, " ... ..                               | 1  | 1  | 1    |
| 14                      | T488,28    | Steeve and spring, pinion ... ..                | 1  | 1  | 1    |
| 15                      | NT297      | Nut, kickstarter ratchet ... ..                 | 1  | 1  | 1    |
| 16                      | T732       | Washer, " " lock ... ..                         | 1  | 1  | 1    |
| 17                      | T505       | Washer, " " ... ..                              | 1  | 1  | 1    |
| <b>GEARBOX SPROCKET</b> |            |   |    |    |      |
| 18                      | T471A      | Sprocket, gear box 18T ... ..                   | 1  | 1  | 1    |
| 19                      | T440       | Nut, gearbox sprocket locking ... ..            | 1  | 1  | 1    |
| <b>GEARBOX CLUTCH</b>   |            |   |    |    |      |
| 20                      | T416/428   | Housing, with sprocket, clutch ... ..           | —  | 1  | 1    |
| 21                      | T416A, 428 | " " " " ... ..                                  | —  | —  | —    |
| 22                      | T394       | Rollers ... ..                                  | 20 | 20 | 20   |
| 23                      | T417       | Centre, clutch ... ..                           | —  | 1  | 1    |
| 24                      | T417A      | " " " " ... ..                                  | 1  | —  | —    |
| 25                      | T414       | Plate, clutch driving corked ... ..             | 3  | 4  | 4    |
| 26                      | NT288      | Insert, clutch cork ... ..                      | 72 | 96 | 96   |
| 27                      | T415       | Plate, clutch driven ... ..                     | 4  | 5  | 5    |
| 28                      | T429       | Spring, clutch ... ..                           | 4  | 4  | 4    |
| 29                      | T424       | Pin, clutch spring ... ..                       | 4  | —  | —    |
| 30                      | T423       | " " " " ... ..                                  | —  | 4  | 4    |
| 31                      | T427       | Nut, " " pin ... ..                             | 4  | 4  | 4    |
| 32                      | T425       | Cup clutch spring ... ..                        | 4  | 4  | 4    |
| 33                      | T419       | Plate assembly, clutch pressure ... ..          | 1  | 1  | 1    |
| 34                      | T422       | Button, clutch pressure plate ... ..            | 1  | 1  | 1    |
| 35                      | T418       | Hub, clutch ... ..                              | 1  | 1  | 1    |
| <b>CLUTCH CONTROL</b>   |            |   |    |    |      |
| 36                      | T487       | Lever, clutch operating ... ..                  | 1  | 1  | 1    |
| 37                      | T495       | Cap, " " lever, rubber ... ..                   | 1  | 1  | 1    |
| 38                      | T402       | Arm, " " " " ... ..                             | 1  | 1  | 1    |
| 39                      | T401       | Peg, " " " " ... ..                             | 1  | 1  | 1    |
| 40                      | E2312      | Washer, " " " peg (shakeproof) ... ..           | 1  | 1  | 1    |
| 41                      | T413       | Pin, clutch lever adjusting with ball ... ..    | 1  | 1  | 1    |
| 42                      | T453       | Nut, " " " pin locking ... ..                   | 1  | 1  | 1    |
| 43                      | T455       | Rod, " " operating ... ..                       | —  | 1  | 1    |
| 44                      | T455A      | " " " " ... ..                                  | 1  | —  | —    |
| 45                      | PT108B     | Bush, mainshaft clutch rod ... ..               | 1  | 1  | 1    |

CLUTCH PLATES CAN BE PROMPTLY RECORDED

### WIDE RATIO GEAR GROUP

| REF. No. | PART No. | DESCRIPTION              | 3T | 5T | T100 |
|----------|----------|--------------------------|----|----|------|
| 1        | T465     | High gear, mainshaft 27T |    |    |      |
| 2        | T466     | High gear, layshaft 17T  |    |    |      |
| 3        | T467     | 2nd gear, mainshaft 18T  |    |    |      |
| 4        | T468     | 2nd gear, layshaft 26T   |    |    |      |

### CLOSE RATIO GEAR GROUP

|    |       |                          |  |  |  |
|----|-------|--------------------------|--|--|--|
| 5  | T515C | Mainshaft 18T            |  |  |  |
| 6  | T513C | Gear, mainshaft high 24T |  |  |  |
| 7  | T509C | Gear, mainshaft 2nd 20T  |  |  |  |
| 8  | T511C | Gear, mainshaft 3rd 23T  |  |  |  |
| 9  | T510C | Gear, layshaft low 26T   |  |  |  |
| 10 | T512C | Gear, layshaft high 20T  |  |  |  |
| 11 | T514C | Gear, layshaft 2nd 24T   |  |  |  |
| 12 | T508C | Gear, layshaft 3rd 21T   |  |  |  |

For Gear Ratios See Page 82.

### FRAME GROUP

| REF. No.             | PART No. | DESCRIPTION                         | 3T | 5T | T100 |
|----------------------|----------|-------------------------------------|----|----|------|
| <b>FRONT PORTION</b> |          |                                     |    |    |      |
| 1                    | F2385    | Frame, front portion                |    | —  | —    |
| 2                    | F2938    | " " " " " " " " " " " "             | —  |    |      |
| 3                    | E1023    | Stud, seat lug to back stays        |    | —  | —    |
| 4                    | F1561    | " " " " " " " " " " " "             | —  |    |      |
| 5                    | PO172A   | Nut, " " " " " " stud               | 2  | 2  | 2    |
| 6                    | S26-1    | Washer, " " " " " " " "             | 2  | 2  | 2    |
| 7                    | F994     | Stud, frame to chain stay seat tube |    |    |      |
| 8                    | S1-30    | Nut, " " " " " " " " stud           | 2  | 2  | 2    |
| 9                    | SCZ45    | Washer, " " " " " " " " " "         | 2  | 2  | 2    |
| 10                   | F1841    | Support, petrol tank front          | —  |    |      |
| 11                   | F1451    | Bolt, tank front support            | —  |    |      |
| 12                   | S1-52    | Nut, " " " " " " bolt               | —  |    |      |
| 13                   | F1671    | Support, petrol tank rear           | —  |    |      |
| 14                   | F1213    | Bolt, tank rear support             | —  | 2  | 2    |
| 15                   | S26-3    | Washer, tank rear support bolt      | —  | 2  | 2    |
| 16                   | NW100    | Lubricator, steering column         |    |    |      |

SEE FRONT FORK GROUP FOR HEAD LUG STEERING RACES

### REAR PORTION

|    |       |                            |   |   |   |
|----|-------|----------------------------|---|---|---|
| 17 | F2963 | Frame, rear portion        |   | — | — |
| 18 | F2939 | " " " " " " " " " " " "    | — |   |   |
| 19 | F969  | Screw, rear chain adjuster | 2 | 2 | 2 |
| 20 | F1008 | Locknut, " " " " " " screw | 2 | — | — |
| 21 | F1824 | " " " " " " " " " " " "    | — | 2 | 2 |

### TORQUE BRACKET GROUP

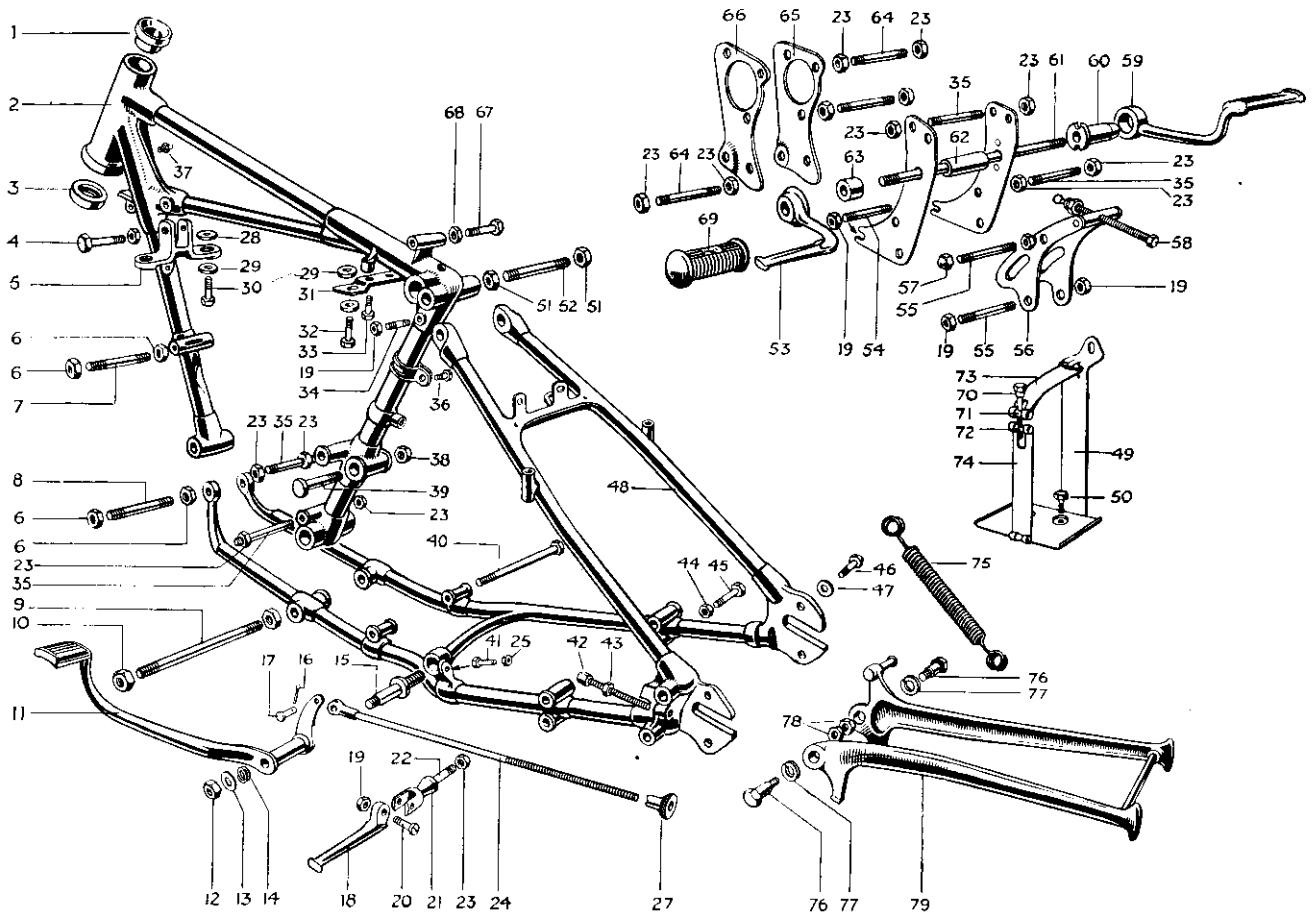
|    |        |                                  |   |   |   |
|----|--------|----------------------------------|---|---|---|
| 22 | E1597  | Stay, engine to frame torque     | — | 2 | 2 |
| 23 | F2380  | Bracket, " " " " " " " " " " " " |   | — | — |
| 24 | E1598  | Clip, torque stay                | — |   |   |
| 25 | F2381  | Clip, " " bracket                |   | — | — |
| 26 | F1031  | Bolt, " " stay                   | — | 2 | 2 |
| 27 | D555   | Bolt, " " bracket                |   | — | — |
| 28 | PO172A | Nut, " " stay                    | — |   |   |
| 29 | S1-51  | Nut, " " bracket                 |   | — | — |
| 30 | S25-3  | Washer, " " " " " " " " " " " "  | — |   |   |
| 31 | S26-3  | Washer, " " " " " " " " " " " "  |   | — | — |

Torque bracket as fitted to early 5T and T100 models has been discontinued, replace with above when required.

SEE PAGE 7 WHEN ORDERING GEAR SETS

FRAME NUMBER IS ON FRONT TOP OF HEAD LUG

FRAME AND COMPONENTS 5T AND T100

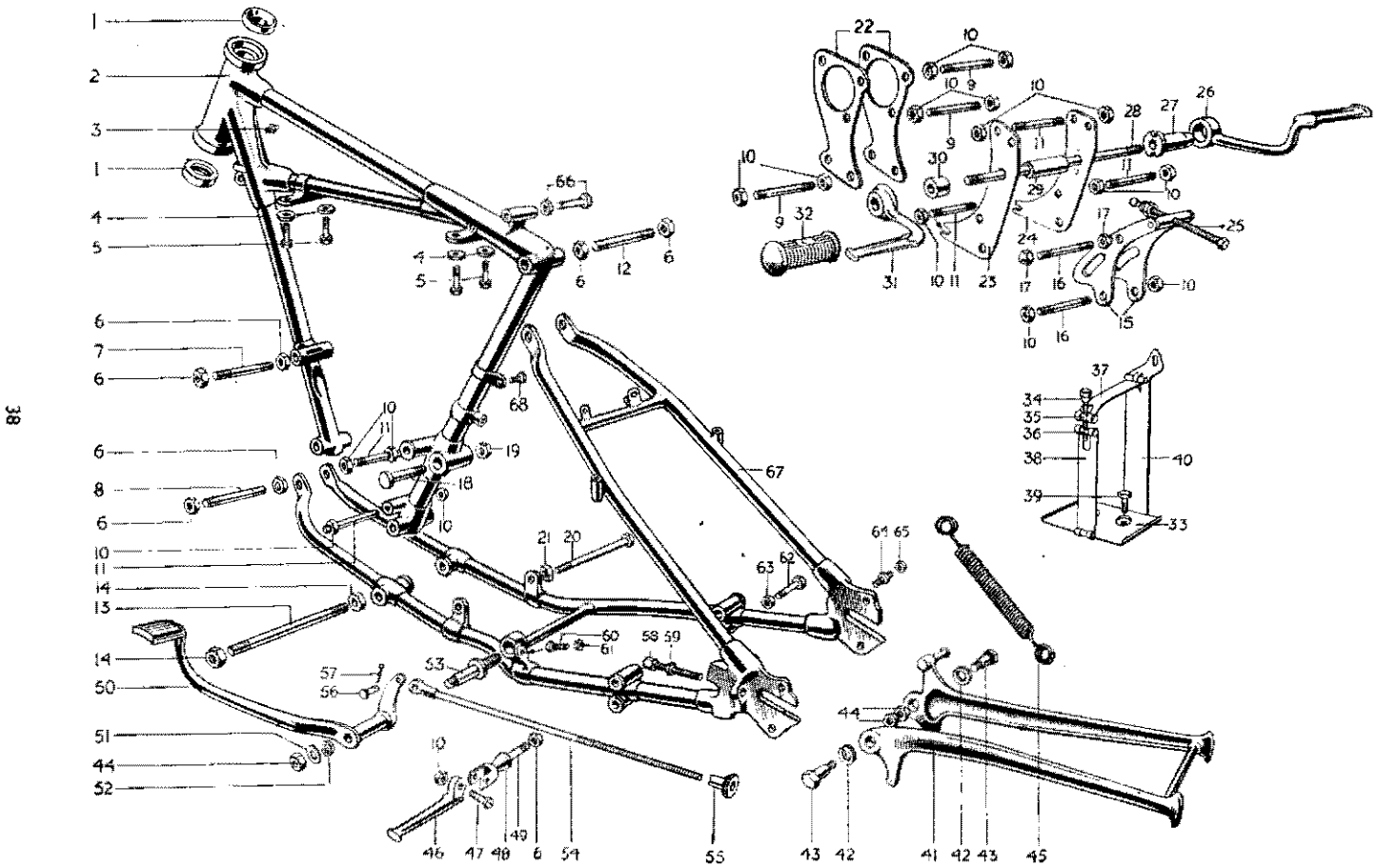


INDEX TO ILLUSTRATION ON PAGE 36

| Illust. No. | Part No. | Page | Ref.   | Illust. No. | Part No. | Page | Ref. | Illust. No. | Part No. | Page | Ref. |
|-------------|----------|------|--------|-------------|----------|------|------|-------------|----------|------|------|
| 1           | H.437    | 43   | 20     | 28          | F.1813   | 62   | 17   | 53          | F.987    | 66   | 20   |
| 2           | F.2938   | 35   | 2      | 29          | F.967    | 62   | 16   | 54          | F.839    | 40   | 28   |
| 3           | H.1111   | 43   | 21     | 30          | F.1808   | 62   | 14   | 55          | T.456    | 27   | 21   |
| 4           | F.1451   | 35   | 11     | 31          | F.1671   | 35   | 13   | 56          | T.717    | 27   | 20   |
| 5           | F.1841   | 35   | 10     | 32          | F.966    | 62   | 13   | 57          | T.461    | 27   | 23   |
| 6           | DS.47    | 40   | 13; 19 | 33          | F.1213   | 35   | 14   | 58          | T.275    | 27   | 32   |
| 7           | F.2414   | 40   | 11     | 34          | F.1682   | 62   | 30   | 59          | F.1731   | 66   | 19   |
| 8           | F.1680   | 40   | 17     | 35          | F.839    | 40   | 28   | 60          | F.1736   | 66   | 22   |
| 9           | F.994    | 35   | 7      | 36          | F.929    | 62   | 27   | 61          | F.991    | 66   | 23   |
| 10          | S.1-30   | 35   | 8      | 37          | NW.100   | 35   | 16   | 62          | F.862    | 66   | 28   |
| 11          | F.1153   | 66   | 1      | 38          | S.4-13   | 27   | 26   | 63          | T.87     | 58   | 17   |
| 12          | S.1-51   | 66   | 8      | 39          | F.1681   | 27   | 25   | 64          | F.1711   | 40   | 23   |
| 13          | S.25-2   | 66   | 9      | 40          | T.430    | 27   | 28   | 65          | E.2223   | 40   | 3    |
| 14          | S.26-16  | 66   | 10     | 41          | F.1149   | 66   | 3    | 66          | E.2222   | 40   | 2    |
| 15          | F.867    | 66   | 5      | 42          | F.969    | 35   | 19   | 67 8        | NA.641   | 67   | 15   |
| 16          | 1/8" pin | 66   | 16     | 43          | F.1824   | 35   | 21   | 69          | NF.704   | 66   | 21   |
| 17          | WF.32    | 66   | 15     | 44          | T.224    | 26   | 15   | 70          | E.536    | 40   | 38   |
| 18          | F.1694   | 66   | 30     | 45          | E.688    | 26   | 14   | 71          | E.534    | 40   | 36   |
| 19          | S.1-51   | 66   | 33     | 46          | E.579    | 57   | 16   | 72          | E.535    | 40   | 37   |
| 20          | F.2271   | 66   | 32     | 47          | S.26-2   | 57   | 20   | 73          | F.1667   | 40   | 39   |
| 21          | F.2268   | 66   | 35     | 48          | F.2939   | 35   | 18   | 74          | F.1668   | 40   | 40   |
| 22          | F.1696   | 66   | 36     | 49          | F.2876   | 40   | 34   | 75          | F.975A   | 45   | 9    |
| 23          | PO.172A  | 66   | 37     | 50          | F.1715   | 40   | 44   | 76          | F.977    | 45   | 10   |
| 24          | F.1015A  | 66   | 12     | 51          | PO.172A  | 35   | 5    | 77          | F.976    | 45   | 12   |
|             | F.1015B  | 66   | 13     | 52          | F.1561   | 35   | 4    | 78          | W.630    | 45   | 11   |
| 27          | NS.372   | 66   | 18     |             |          |      |      | 79          | F.1834   | 45   | 8    |

FOR IDENTIFICATION OF PARTS SEE PAGE 6 FOR INSTRUCTIONS

FRAME AND COMPONENTS 3T



INDEX TO ILLUSTRATION ON PAGE 38

| Illust. No. | Part No. | Page | Ref. | Illust. No. | Part No. | Page | Ref. | Illust. No. | Part No. | Page | Ref. |
|-------------|----------|------|------|-------------|----------|------|------|-------------|----------|------|------|
| 1           | X5.10    | 43   | 19   | 24          | F.2396   | 40   | 4    | 47          | F.2271   | 66   | 32   |
| 2           | F.2385   | 35   | 1    | 25          | T.275    | 27   | 32   | 48          | E.2268   | 66   | 35   |
| 3           | NW.100   | 35   | 16   | 26          | F.1731   | 66   | 19   | 49          | F.1696   | 66   | 36   |
| 4           | F.967    | 62   | 16   | 27          | F.1736   | 66   | 22   | 50          | F.1153   | 66   | 1    |
| 5           | F.966    | 62   | 13   | 28          | F.1092   | 66   | 24   | 51          | S.25-2   | 66   | 9    |
| 6           | PO.172A  | 40   | 14   | 29          | F.1081   | 66   | 27   | 52          | S.26-16  | 66   | 10   |
| 7           | E.1023   | 40   | 12   | 30          | T.200    | 58   | 18   | 53          | F.867    | 66   | 5    |
| 8           | F.1711   | 40   | 18   | 31          | F.987    | 66   | 20   | 54          | F.1015   | 66   | 11   |
| 9           | E.925    | 40   | 24   | 32          | NF.704   | 66   | 21   |             | F.1015C  | 66   | 14   |
| 10          | S.1-51   | 40   | 26   | 33          | F.2876   | 40   | 34   | 55          | NS.372   | 66   | 18   |
| 11          | E.654    | 40   | 29   | 34          | E.536    | 40   | 38   | 56          | WF.32    | 66   | 15   |
| 12          | E.1023   | 35   | 3    | 35          | E.534    | 40   | 36   | 57          | 3/8" Pin | 66   | 16   |
| 13          | F.994    | 35   | 7    | 36          | E.535    | 40   | 37   | 58          | F.969    | 35   | 19   |
| 14          | S.1-30   | 35   | 8    | 37          | F.1667   | 40   | 39   | 59          | F.1008   | 35   | 20   |
| 15          | T.717    | 27   | 20   | 38          | F.1668   | 40   | 40   | 60          | F.1149   | 66   | 3    |
| 16          | T.456    | 27   | 21   | 39          | F.1715   | 40   | 44   | 61          | F.879    | 66   | 4    |
| 17          | T.461    | 27   | 23   | 40          | F.2877/B | 40   | 35   | 62          | H.570    | 26   | 13   |
| 18          | F.1681   | 27   | 25   | 41          | F.1834   | 45   | 8    | 63          | T.224    | 26   | 15   |
| 19          | S.4-13   | 27   | 26   | 42          | F.976    | 45   | 12   | 64          | F.946    | 54   | 27   |
| 20          | F.2391   | 27   | 29   | 43          | F.977    | 45   | 10   | 65          | F.947    | 54   | 28   |
| 21          | F.1126   | 27   | 30   | 44          | W.630    | 45   | 11   | 66          | NA.641   | 67   | 15   |
| 22          | F.2235   | 40   | 1    | 45          | F.975A   | 45   | 9    | 67          | F.2963   | 35   | 17   |
| 23          | F.2392   | 40   | 6    | 46          | F.1694   | 66   | 30   | 68          | F.1213   | 62   | 28   |

FOR IDENTIFICATION OF PARTS SEE PAGE 6 FOR INSTRUCTIONS

## ENGINE PLATE GROUP

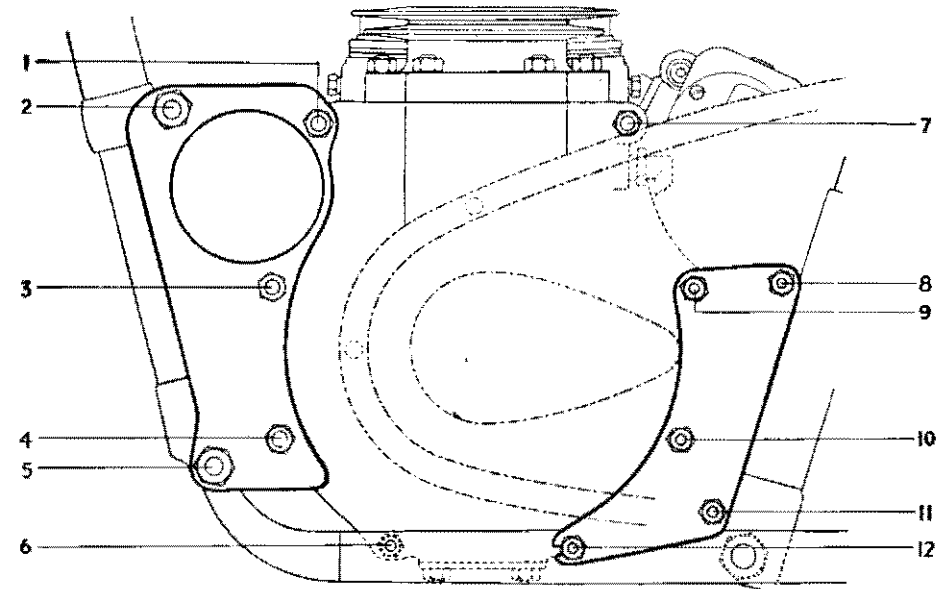
| REF. No. | PART No. | DESCRIPTION                           | 3T | 5T | T100 |
|----------|----------|---------------------------------------|----|----|------|
| 1        | E2235    | Plate, engine front                   | 2  | —  | —    |
| 2        | E2222    | " " " N.S.                            | —  | 1  | 1    |
| 3        | E2223    | " " " O.S.                            | —  | 1  | 1    |
| 4        | F2396    | " " rear, O.S.                        | 1  | —  | —    |
| 5        | F1811A   | " " " O.S.                            | —  | 1  | 1    |
| 6        | F2392    | " " " N.S.                            | 1  | —  | —    |
| 7        | F1811    | " " " N.S.                            | —  | 1  | 1    |
| 8        | F1117    | Dowel, " " O.S. plate                 | 2  | 2  | 2    |
| 9        | F2395    | Cover, " plate front                  | 1  | —  | —    |
| 10       | E2275    | " " " " " " " " " "                   | —  | 1  | 1    |
| 11       | F2414    | Stud, engine plate to frame front top | —  | 1  | 1    |
| 12       | E1023    | " " " " " " " " " "                   | 1  | —  | —    |
| 13       | DS47     | Nut, " " " " " stud                   | —  | 2  | 2    |
| 14       | PO172A   | " " " " " " " " " "                   | 2  | —  | —    |
| 15       | PCW73A   | Washer, " " " " " " " " " "           | —  | 2  | 2    |
| 16       | S26-1    | " " " " " " " " " "                   | 2  | —  | —    |
| 17       | F1680    | Stud, " " " " " bottom                | —  | 1  | 1    |
| 18       | F1711    | " " " " " " " " " "                   | 1  | —  | —    |
| 19       | DS47     | Nut, " " " " " " stud                 | —  | 2  | 2    |
| 20       | PO172A   | " " " " " " " " " "                   | 2  | —  | —    |
| 21       | PCW73A   | Washer, " " " " " " " " " "           | —  | 2  | 2    |
| 22       | S26-1    | " " " " " " " " " "                   | 2  | —  | —    |
| 23       | F1711    | Stud, engine plate to crankcase front | —  | 3  | 3    |
| 24       | E925     | " " " " " " " " " "                   | 3  | —  | —    |
| 25       | PO172A   | Nut, " " " " " " stud                 | —  | 6  | 6    |
| 26       | S1-51    | " " " " " " " " " "                   | 6  | —  | —    |
| 27       | S25-3    | Washer, " " " " " " " " " "           | 6  | —  | —    |
| 28       | F839     | Stud, " " " " " and frame rear        | —  | 5  | 5    |
| 29       | E654     | " " " " " " " " " "                   | 5  | —  | —    |
| 30       | PO172A   | Nut, " " " " " " " stud               | —  | 10 | 10   |
| 31       | S1-51    | " " " " " " " " " "                   | 10 | —  | —    |
| 32       | S26-1    | Washer, " " " " " " " " " "           | —  | 10 | 10   |
| 33       | S26-3    | " " " " " " " " " "                   | 10 | —  | —    |

## BATTERY CARRIER GROUP

|    |         |   |   |   |   |
|----|---------|---|---|---|---|
| 34 | F2876   | Carrier assembly, battery                 | 1 | 1 | 1 |
| 35 | F2877 8 | Base and back assembly, battery carrier   | 1 | 1 | 1 |
| 36 | E534    | Swivel, battery carrier strap, plain hole | 1 | 1 | 1 |
| 37 | E535    | " " " " " tapped hole                     | 1 | 1 | 1 |
| 38 | E536    | Bolt, " " " " " swivel                    | 1 | 1 | 1 |
| 39 | F1667   | Strap, " " " top                          | 1 | 1 | 1 |
| 40 | F1668   | " " " " " front                           | 1 | 1 | 1 |
| 41 | F1727   | Pin, " " " " " strap hinge                | 2 | 2 | 2 |
| 42 | F1682   | Stud, " " " " " to seat tube boss         | 1 | 1 | 1 |
| 43 | S1-51   | Nut, " " " " " " stud                     | 1 | 1 | 1 |
| 44 | F1715   | Bolt, " " " " " primary cover             | 2 | 2 | 2 |

SEE PAGE 29 FOR FRAME BOLT POSITION, ASSEMBLY, ETC.

## CRANKCASE AND FRAME STUDS, BOLTS AND WASHERS



### INDEX

350 c.c.

|             |               |    |               |          |               |
|-------------|---------------|----|---------------|----------|---------------|
| 1, 3, 4 & 6 | E.925 Stud.   | 5. | F.1711 Stud.  | 8, 9, 10 | E.654 Stud.   |
|             | S1-51 Nut.    |    | PO.172.A Nut. | 11 & 12  | S1-51 Nut.    |
|             | S25-3 Washer. |    | S26-1 Washer. |          | S26-3 Washer. |
| 2.          | E.1023 Stud.  | 7. | E.1555 Bolt.  |          |               |
|             | PO.172.A Nut. |    | S25-3 Washer. |          |               |
|             | S26-1 Washer. |    |               |          |               |

500 c.c.

|         |                 |    |                  |          |               |
|---------|-----------------|----|------------------|----------|---------------|
| 1, 3, 4 | F.1711 Stud.    | 5. | F.1680 Stud.     | 7.       | F.1555 Bolt.  |
|         | PO.172.A Nut.   |    | DS.47 Nut.       |          | S25-3 Washer. |
|         | S26-1 Washer.   |    | PCW.73.A Washer. |          |               |
| 2.      | F.2414 Stud.    | 6. | T.456 Stud.      | 8, 9, 10 | F.839 Stud.   |
|         | DS.47 Nut.      |    | S1-51 Nut.       | 11 & 12  | PO.172.A Nut. |
|         | PCW.73.A Washer |    | S25-3 Washer     |          | S26-1 Washer. |

ALWAYS QUOTE PART NUMBER

## FRONT FORK GROUP

| REF. No.                   | PART No. | DESCRIPTION                                     | 3T | 5T | T100 |
|----------------------------|----------|---|----|----|------|
| <b>FRONT FORK ASSEMBLY</b> |          |   |    |    |      |
| 1                          | H709     | Fork assembly                                   | 1  | —  | —    |
| 2                          | H692     | " " " " " " " " " " " "                         | —  | 1  | 1    |
| 3                          | H710     | Member, fork, N.S. (less nacelle cover)         | 1  | —  | —    |
| 4                          | H693     | " " " " " " " " " " " "                         | —  | 1  | 1    |
| 5                          | H711     | " " " " " O.S. " " " " " "                      | 1  | —  | —    |
| 6                          | H694     | " " " " " " " " " " " "                         | —  | 1  | 1    |
| 7                          | H663A    | Lug, fork head top                              | 1  | 1  | 1    |
| 8                          | F1760    | Bolt, head top lug pinch                        | 1  | 1  | 1    |
| 9                          | H379     | Nut " " " bolt                                  | 1  | 1  | 1    |
| 10                         | H660     | "U" bolt, handlebar clamp                       | 2  | 2  | 2    |
| 11                         | S25-3    | Washer, " " " " " " " " " "                     | 4  | 4  | 4    |
| 12                         | S1-51    | Nut, " " " " " " " " " "                        | 4  | 4  | 4    |
| 13                         | H695     | Crown and stem, fork                            | 1  | 1  | 1    |
| 14                         | H404     | Nut, crown and stem sleeve                      | 1  | —  | —    |
| 15                         | H405     | " " " " " " " " " " " "                         | —  | 1  | 1    |
| 16                         | H570     | Bolt, " " " " to stanchion pinch                | 2  | 2  | 2    |
| 17                         | H518     | Nut, " " " " " " " " bolt                       | 2  | 2  | 2    |
| 18                         | S25-3    | Washer, " " " " " " " " " "                     | 2  | 2  | 2    |
| 19                         | H656     | Cover, nacelle, N.S.                            | 1  | 1  | 1    |
| 20                         | H657     | Cover, " O.S. " " " " " " " "                   | 1  | 1  | 1    |
| 21                         | H618     | Top unit, nacelle                               | 1  | 1  | 1    |
| 22                         | H669     | Grommet, handlebar rubber                       | 2  | 2  | 2    |
| 23                         | H689     | Screw, top unit to bottom unit                  | 2  | 2  | 2    |
| 24                         | H691     | Nut for H689                                    | 2  | 2  | 2    |
| 25                         | E2880    | Washer for H691                                 | 2  | 2  | 2    |
| 26                         | H623     | Motif (flash) N.S.                              | 1  | 1  | 1    |
| 27                         | H624     | Motif " O.S.                                    | 1  | 1  | 1    |
| 28                         | H688     | Screw, motif front                              | 2  | 2  | 2    |
| 29                         | H691     | Nut " " " " " " " " " "                         | 2  | 2  | 2    |
| 30                         | E2880    | Washer for H691                                 | 2  | 2  | 2    |
| 31                         | H687     | Screw, top unit to bottom unit                  | 2  | 2  | 2    |
| 32                         | H420     | Washer, cover tube felt                         | 2  | 2  | 2    |
| 33                         | H414     | Cover tube bottom, with wheel spindle lug, N.S. | 1  | 1  | 1    |
| 34                         | H415     | " " " " " " " " " O.S.                          | 1  | 1  | 1    |
| 35                         | H519     | Plug, cover tube bottom drain                   | 2  | 2  | 2    |
| 36                         | H430     | Washer, " " " " " plug                          | 2  | 2  | 2    |
| 37                         | F1760    | Bolt, N.S., " " " " wheel lug pinch             | 1  | 1  | 1    |
| 38                         | H379     | Nut, N.S., cover tube bottom wheel lug bolt     | 1  | 1  | 1    |
| 39                         | H390     | Sleeve, " " " " dust excluder                   | 2  | 2  | 2    |
| 40                         | H391     | Washer, " " " " " sleeve felt                   | 2  | 2  | 2    |
| 41                         | H445     | Washer, inner retaining for H391                | 2  | 2  | 2    |
| 42                         | H431     | Washer, outer " " " " " " " "                   | 2  | 2  | 2    |
| 43                         | H441     | Bearing, bottom cover tube                      | 2  | 2  | 2    |
| 44                         | H382A    | Stanchion                                       | 2  | 2  | 2    |
| 45                         | H519A    | Plug, stanchion oil filler                      | 2  | 2  | 2    |
| 46                         | H430     | Washer, " " " " " " " " " "                     | 2  | 2  | 2    |

PRICES DO NOT INCLUDE POSTAGE OR CARRIAGE

| REF. No. | PART No. | DESCRIPTION                               | 3T | 5T | T100 |
|----------|----------|---|----|----|------|
| 1        | H432A    | Nut, stanchion upper sleeve cap           | 2  | 2  | 2    |
| 2        | H443     | Bearing, stanchion lower                  | 2  | 2  | 2    |
| 3        | H444     | Nut, stanchion hydraulic stop             | 2  | 2  | 2    |
| 4        | H385     | Spring, main (identification mark white)  | 2  | —  | —    |
| 5        | H384     | " " ( " " " red)                          | —  | 2  | 2    |
| 6        | H505     | " " (side-car) (identification mark blue) | —  | 2  | 2    |
| 7        | H521A    | Pressure tube assembly                    | 1  | 1  | 1    |
| 8        | H399A    | Rod, oil restrictor                       | 2  | 2  | 2    |
| 9        | H452     | Restrictor, oil                           | 2  | 2  | 2    |
| 10       | H453     | Cup, oil restrictor rod                   | 2  | 2  | 2    |
| 11       | H454     | Pin, " " " cup                            | 2  | 2  | 2    |
| 12       | F879     | Nut, " " " " " " " " " "                  | 2  | 2  | 2    |
| 13       | H394     | Tube, pressure                            | 2  | 2  | 2    |
| 14       | H395     | Body, pressure tube valve                 | 2  | 2  | 2    |
| 15       | H397     | Sleeve, pressure tube support             | 2  | 2  | 2    |
| 16       | H500     | Pin, valve body                           | 2  | 2  | 2    |
| 17       | H398     | Bolt, pressure valve body to lug          | 2  | 2  | 2    |
| 18       | E1335    | Washer, " " " " " bolt                    | 2  | 2  | 2    |

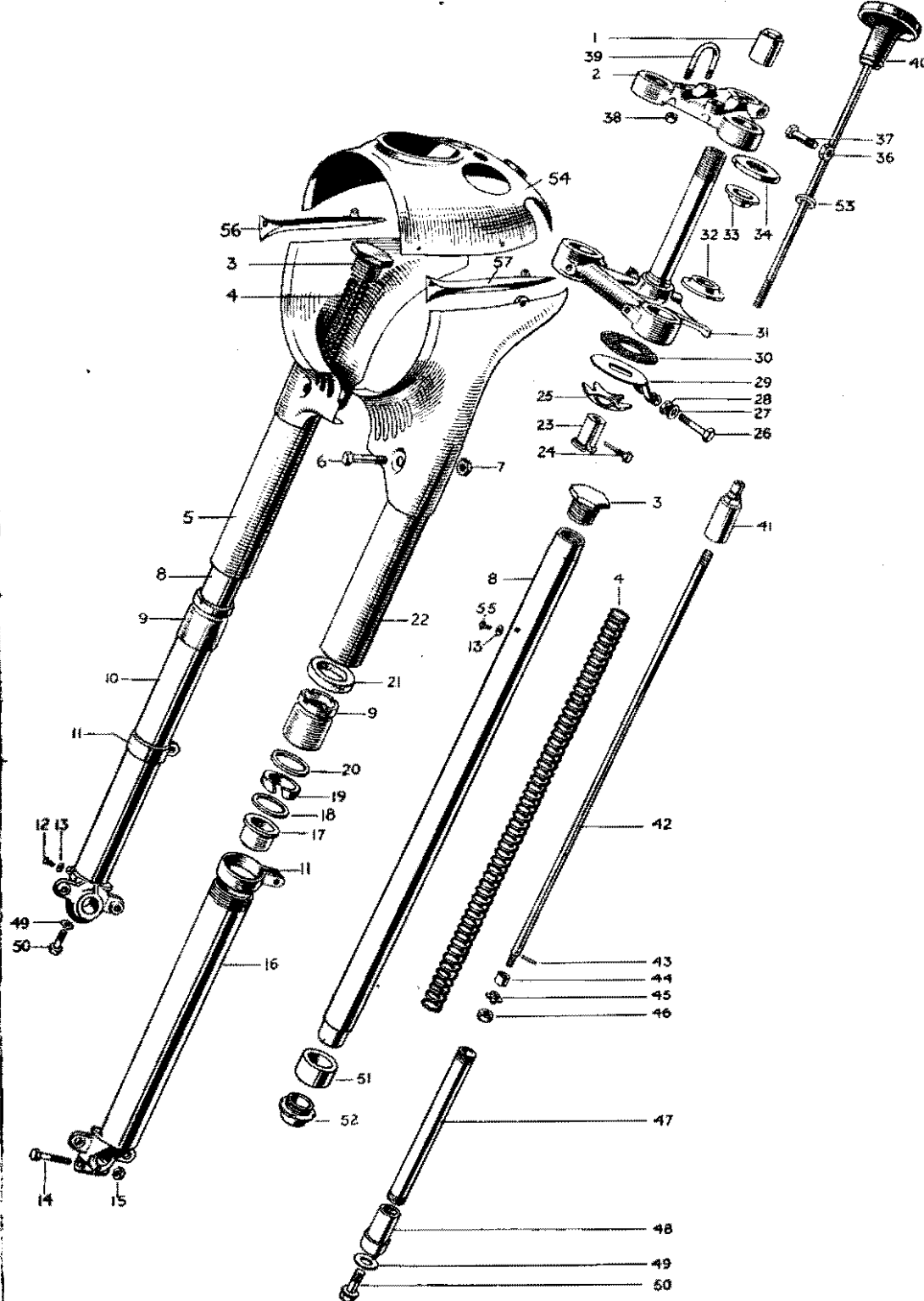
### STEERING CUPS, CONES AND BALLS

|    |       |                                |    |    |    |
|----|-------|--------------------------------|----|----|----|
| 19 | XS10  | Cup, frame lug, top            | 1  | —  | —  |
| 20 | H437  | " " " " " " " " " " " "        | —  | 1  | 1  |
| 21 | H111  | " " " " " " " " " " " "        | —  | 1  | 1  |
| 22 | XS10  | " " " " " " " " " " " "        | 1  | —  | —  |
| 23 | H438  | Cone, head lug, top            | —  | 1  | 1  |
| 24 | H433  | " " " " " " " " " " " "        | 1  | —  | —  |
| 25 | H439  | Cone, crown and stem, bottom   | —  | 1  | 1  |
| 26 | XS8   | " " " " " " " " " " " "        | 1  | —  | —  |
| 27 | S70-4 | Ball, top race $\frac{1}{8}$ " | 22 | 22 | 22 |
| 28 | S70-3 | " " " " " " " " " " " "        | —  | 20 | 20 |
| 29 | S70-4 | " " " " " " " " " " " "        | 22 | —  | —  |
| 30 | H406  | Cover, top cone dust           | 1  | —  | —  |
| 31 | H407  | " " " " " " " " " " " "        | —  | 1  | 1  |

### STEERING DAMPER

|    |       |                                 |   |   |   |
|----|-------|---------------------------------|---|---|---|
| 32 | H536  | Knob, with rod                  | 1 | 1 | 1 |
| 33 | H565  | Washer, rod                     | 1 | 1 | 1 |
| 34 | H408  | Sleeve, rod adjusting           | 1 | 1 | 1 |
| 35 | H409  | Pin, securing sleeve            | 1 | 1 | 1 |
| 36 | H413  | Plate, damper anchor            | — | 1 | 1 |
| 37 | H434  | " " " " " " " " " " " "         | 1 | — | — |
| 38 | F1718 | Bolt, " " " " " " " " " " " "   | 1 | 1 | 1 |
| 39 | S1-51 | Nut, " " " " " " " " " " " "    | 1 | 1 | 1 |
| 40 | S25-3 | Washer, " " " " " " " " " " " " | 1 | 1 | 1 |
| 41 | H435  | Disc, " " " " " " " " " " " "   | 1 | 1 | 1 |
| 42 | H95   | Plate, friction disc spring     | 1 | 1 | 1 |

SEE PAGES 7-II FOR CARTON PACKS



TRIUMPH TELESCOPIC FORK

### STAND GROUP

#### FRONT STAND

|   |       |                                    |     |     |     |   |   |   |
|---|-------|------------------------------------|-----|-----|-----|---|---|---|
| 1 | H412  | Stand assembly, front              | ... | ... | ... | 1 | 1 | 1 |
| 2 | DS55  | Bolt, front stand to guard         | ... | ... | ... | 1 | 1 | 1 |
| 3 | S1-51 | Nut, " " " "                       | ... | ... | ... | 1 | 1 | 1 |
| 4 | NS362 | Nut, " " " " spigot                | ... | ... | ... | 1 | 1 | 1 |
| 5 | H424  | Screw, " " " " pivot               | ... | ... | ... | 2 | 2 | 2 |
| 6 | S25-3 | Washer, plain stand to guard pivot | ... | ... | ... | 2 | 2 | 2 |
| 7 | H425  | " " " " " "                        | ... | ... | ... | 2 | 2 | 2 |

#### REAR STAND

|    |       |                     |     |     |     |   |   |   |
|----|-------|---------------------|-----|-----|-----|---|---|---|
| 8  | F1834 | Rear stand assembly | ... | ... | ... | 1 | 1 | 1 |
| 9  | F975A | Spring, rear stand  | ... | ... | ... | 1 | 1 | 1 |
| 10 | F977  | Bolt, " " " " pivot | ... | ... | ... | 2 | 2 | 2 |
| 11 | VV630 | Nut, " " " " bolt   | ... | ... | ... | 2 | 2 | 2 |
| 12 | F976  | Washer, " " " " " " | ... | ... | ... | 2 | 2 | 2 |

#### INDEX TO ILLUSTRATION ON PAGE 44

| Illust. No. | Part No. | Page | Ref. | Illust. No. | Part No. | Page | Ref. |
|-------------|----------|------|------|-------------|----------|------|------|
| 1           | H.405    | 42   | 15   | 29          | H.413    | 43   | 36   |
|             | H.404    | 42   | 14   | 30          | H.435    | 43   | 41   |
| 2           | H.663A   | 42   | 7    | 31          | H.695    | 42   | 13   |
| 3           | H.432A   | 43   | 1    | 32          | H.439    | 43   | 25   |
| 4           | H.384    | 43   | 5    |             | XS.8     | 43   | 26   |
|             | H.505    | 43   | 6    | 33          | H.438    | 43   | 23   |
|             | H.385    | 43   | 4    |             | H.433    | 43   | 24   |
| 5           | H.657    | 42   | 20   | 34          | H.407    | 43   | 31   |
| 6           | H.570    | 42   | 16   |             | H.406    | 43   | 30   |
| 7           | H.518    | 42   | 17   | 36          | H.379    | 42   | 9    |
| 8           | H.382A   | 42   | 44   | 37          | F.1760   | 42   | 8    |
| 9           | H.390    | 42   | 39   | 38          | S.1-51   | 42   | 12   |
| 10          | H.415    | 42   | 34   | 39          | H.660    | 42   | 10   |
| 11          | H.428    | 54   | 7    | 40          | H.536    | 43   | 32   |
| 12          | H.519    | 42   | 35   | 41          | H.397    | 43   | 15   |
| 13          | H.430    | 42   | 36   | 42          | H.399A   | 43   | 8    |
| 14          | F.1760   | 42   | 37   | 43          | H.454    | 43   | 11   |
| 15          | H.379    | 42   | 38   | 44          | H.453    | 43   | 10   |
| 16          | H.414    | 42   | 33   | 45          | H.452    | 43   | 9    |
| 17          | H.441    | 42   | 43   | 46          | F.879    | 43   | 12   |
| 18          | H.431    | 42   | 42   | 47          | H.394    | 43   | 13   |
| 19          | H.391    | 42   | 40   | 48          | H.395    | 43   | 14   |
| 20          | H.445    | 42   | 41   | 49          | E.1335   | 43   | 18   |
| 21          | H.420    | 42   | 32   | 50          | H.398    | 43   | 17   |
| 22          | H.656    | 42   | 19   | 51          | H.443    | 43   | 2    |
| 23          | H.408    | 43   | 34   | 52          | H.444    | 43   | 3    |
| 24          | H.409    | 43   | 35   | 53          | H.565    | 43   | 33   |
| 25          | H.95     | 43   | 42   | 54          | H.618    | 42   | 21   |
| 26          | F.1718   | 43   | 38   | 55          | H.519A   | 42   | 45   |
| 27          | S.25-3   | 43   | 40   | 56          | H.624    | 42   | 27   |
| 28          | S.1-51   | 43   | 39   | 57          | H.623    | 42   | 26   |

FOR IDENTIFICATION OF PARTS SEE PAGE 6 FOR INSTRUCTIONS



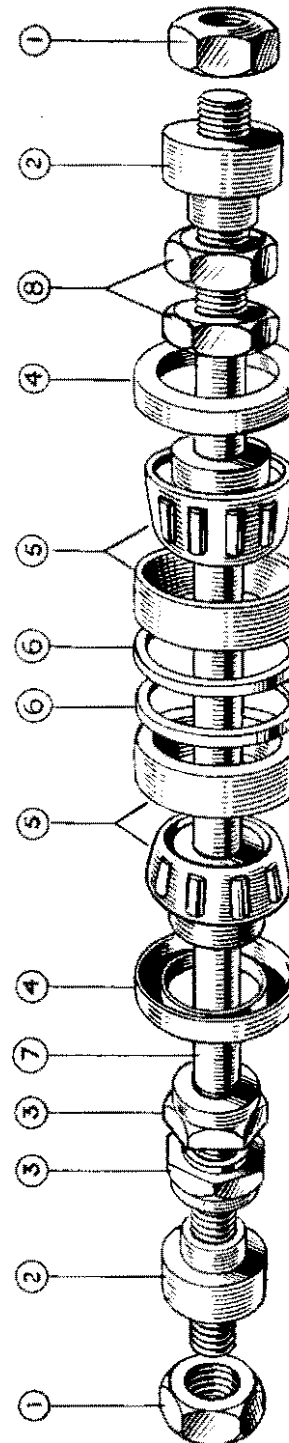


| REF. No.                 | PART No. | DESCRIPTION   | 3T | 5T | T100 |
|--------------------------|----------|---|----|----|------|
| <b>FRONT WHEEL BRAKE</b> |          |   |    |    |      |
| 1                        | W585     | Plate, front brake anchor                               | 1  | 1  | 1    |
| 2                        | W588     | Pin, " " shoe fulcrum                                   | 1  | 1  | 1    |
| 3                        | PO172A   | Nut, " " " " pin  | 1  | 1  | 1    |
| 4                        | S25-2    | Washer, " " " " " "                                     | 1  | 1  | 1    |
| 5                        | W93      | Shoe, " " with lining                                   | 2  | 2  | 2    |
| 6                        | NW243    | Lining, " " shoe  | 2  | 2  | 2    |
| 7                        | W129     | Rivets, shoe lining                                     | 16 | 16 | 16   |
| 8                        | W135     | Spring, brake shoe return                               | 2  | 2  | 2    |
| 9                        | W386A    | Cam assembly, brake                                     | 1  | 1  | 1    |
| 10                       | WS89     | Lever, front brake cam                                  | 1  | 1  | 1    |
| 11                       | S1-52    | Nut, " " " " lever                                      | 1  | 1  | 1    |
| 12                       | S25-6    | Washer, " " " " nut                                     | 1  | 1  | 1    |
| 13                       | WS92     | Spring, " " " " return                                  | 1  | 1  | 1    |
| 14                       | WF32     | Pin, " " lever pivot                                    | 1  | 1  | 1    |
| 15                       |          | Split pin, pivot pin, $\frac{1}{8}$ " x $\frac{1}{2}$ " | 1  | 1  | 1    |

### REAR WHEEL GROUP

|    |        |  |    |    |    |
|----|--------|--|----|----|----|
| 16 | W863   | Wheel, rear, complete                              | 1  | 1  | 1  |
| 17 | W860   | Wheel, rear, less bearing and brake assembly       | 1  | 1  | 1  |
| 18 | W79A   | Rim, rear wheel                                    | 1  | 1  | 1  |
| 19 | NW125X | Spoke, $8\frac{3}{4}$ " x 9G x 100°, N.S. and O.S. | 20 | 20 | 20 |
| 20 | NW125  | Spoke, $8\frac{3}{4}$ " x 9G x 76°, N.S. and O.S.  | 20 | 20 | 20 |
| 21 | TW5    | Nipple, spoke                                      | 40 | 40 | 40 |
| 22 | W861   | Hub, shell assembly                                | 1  | 1  | 1  |
| 23 | W311   | Drum, rear brake                                   | 1  | 1  | 1  |
| 24 | W62    | Bolt, rear hub to brake drum                       | 8  | 8  | 8  |
| 25 | S1-51  | Nut, hub to brake drum bolt                        | 8  | 8  | 8  |
| 26 | W63    | Lockplate, nut to brake drum bolt                  | 8  | 8  | 8  |
| 27 | W61    | Spindle, rear wheel hub                            | 1  | 1  | 1  |
| 28 | TS42   | Nut, " " " "                                       | 2  | 2  | 2  |
| 29 | W7A    | Bearing, rear wheel ball                           | 2  | 2  | 2  |
| 30 | NW225  | Ring, bearing backing                              | 2  | 2  | 2  |
| 31 | W12    | Cap, " dust  | 2  | 2  | 2  |
| 32 | W6     | Collar, taking thrust to chain adjuster            | 2  | 2  | 2  |
| 33 | W4     | Nut, rear bearing adjusting lock                   | 2  | 2  | 2  |
| 34 | W56    | Sprocket, rear chain wheel 46T                     | 1  | 1  | 1  |
| 35 | W64    | Bolt, " " " " sprocket                             | 8  | 8  | 8  |
| 36 | E2312  | Washer, " " " " shakeproof                         | 8  | 8  | 8  |
| 37 | D106   | Bolt, tyre security                                | 1  | 1  | 1  |

**BRAKE SHOES PROMPTLY RELINED**



### INDEX

| Illust. No. | Part No. | Ref. | Page | Illust. No. | Part No. | Ref. | Page |
|-------------|----------|------|------|-------------|----------|------|------|
| 1           | TS.42    | 28   | 48   | 5           | W.7A     | 29   | 48   |
| 2           | W.6      | 32   | 48   | 6           | NW.225   | 30   | 48   |
| 3           | W.5      | 3    | 50   | 7           | W.61     | 27   | 48   |
| 4           | W.12     | 31   | 48   | 8           | W.4      | 33   | 48   |

**REAR WHEEL (RIGID) AXLE ASSEMBLY**

| REF. No.                | PART No. | DESCRIPTION                              | 3T | 5T | T100 |
|-------------------------|----------|--|----|----|------|
| <b>REAR WHEEL BRAKE</b> |          |  |    |    |      |
| 1                       | W765     | Plate, rear brake anchor c/w brake shoes | 1  | 1  | 1    |
| 2                       | W762     | Plate, rear brake anchor                 | 1  | 1  | 1    |
| 3                       | W5       | Locknut, rear brake anchor plate         | 2  | 2  | 2    |
| 4                       | W764     | Thrower, rear brake drum                 | 1  | 1  | 1    |
| 5                       | W93      | Shoe assembly, rear with lining          | 2  | 2  | 2    |
| 6                       | NW243    | Lining, rear brake shoe                  | 2  | 2  | 2    |
| 7                       | W129     | Rivet, brake shoe lining                 | 16 | 16 | 16   |
| 8                       | W135     | Spring, " " return                       | 2  | 2  | 2    |
| 9                       | NW234    | Cam assembly, rear brake                 | 1  | 1  | 1    |
| 10                      | W74A     | Lever, rear brake cam                    | 1  | 1  | 1    |
| 11                      | SI-52    | Nut, " " " lever                         | 1  | 1  | 1    |
| 12                      | W123     | Spring, " " " " return                   | 1  | 1  | 1    |

### REAR SPRING WHEEL GROUP

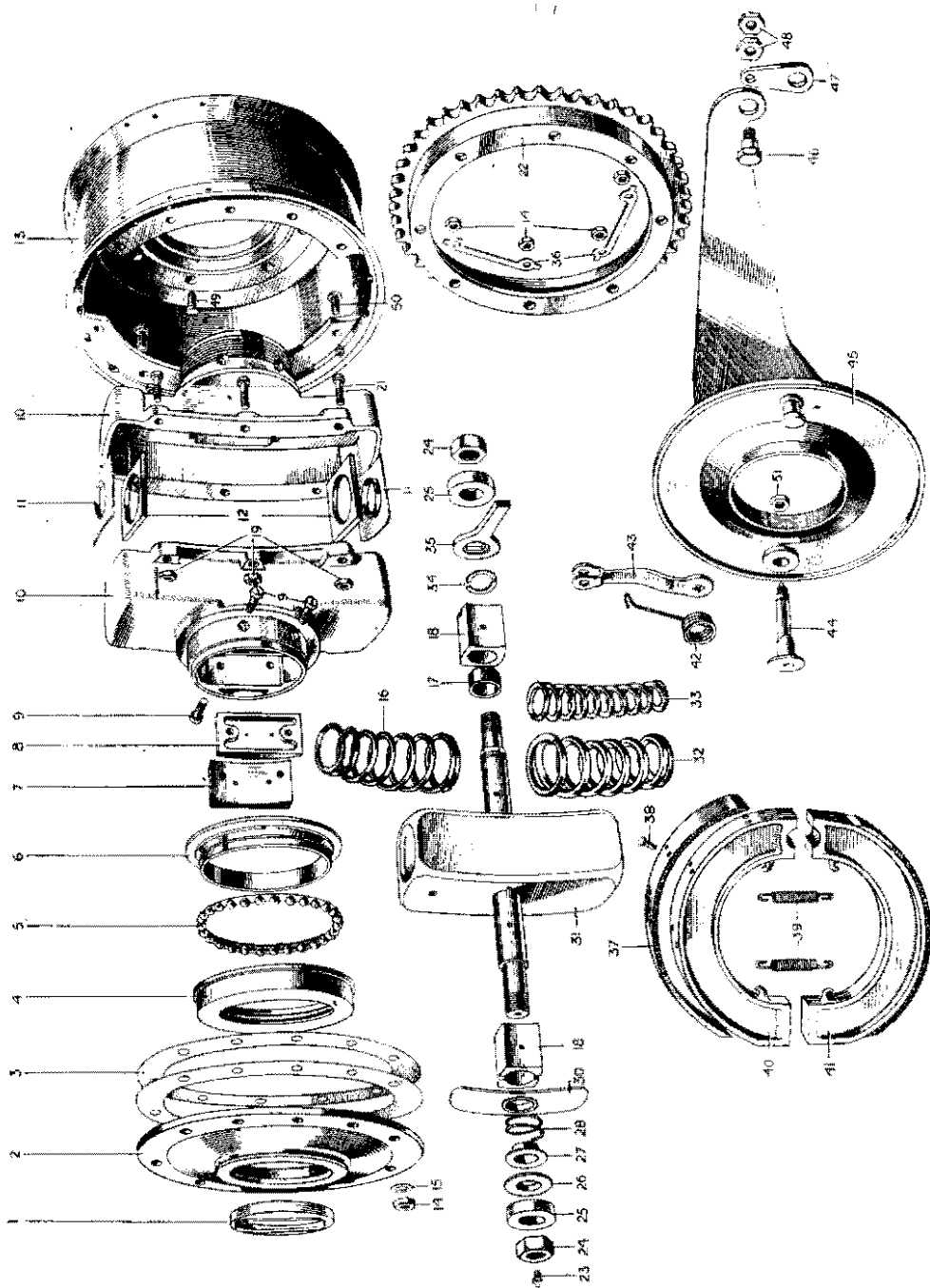
|    |       |                                     |    |    |    |
|----|-------|-------------------------------------|----|----|----|
| 13 | W879  | Wheel, complete                     | —  | 1  | 1  |
| 14 | W877  | " "                                 | 1  | —  | —  |
| 15 | W645  | " less internals                    | 1  | 1  | 1  |
| 16 | W643  | Rim                                 | 1  | 1  | 1  |
| 17 | W644  | Spoke                               | 40 | 40 | 40 |
| 18 | S79-2 | Nipple                              | 40 | 40 | 40 |
| 19 | W600  | Hub, shell assembly                 | 1  | 1  | 1  |
| 20 | W859  | Drum, sprocket and brake            | 1  | 1  | 1  |
| 21 | W641  | Bolt, brake drum                    | 8  | 8  | 8  |
| 22 | F879  | Nut, brake drum bolt                | 8  | 8  | 8  |
| 23 | W642  | Lockplate, brake drum bolt          | 4  | 4  | 4  |
| 24 | W611  | Race, outer                         | 2  | 2  | 2  |
| 25 | W610  | Race, inner                         | 2  | 2  | 2  |
| 26 | W609  | Ball, race caged assembly           | 2  | 2  | 2  |
| 27 | W601  | Plate, hub shell bearing end        | 1  | 1  | 1  |
| 28 | W744  | Shim, end plate                     | 9  | 9  | 9  |
| 29 | W640  | Bolt, end plate to hub shell        | 10 | 10 | 10 |
| 30 | E2312 | Washer, end plate to hub shell bolt | 10 | 10 | 10 |
| 31 | F879  | Nut, end plate to hub shell bolt    | 10 | 10 | 10 |
| 32 | W884  | Plunger guide box assembly          | 1  | 1  | 1  |

STATE FRAME NUMBER FOR SPRING WHEEL SPARES

| REF. No.                       | PART No.  | DESCRIPTION                          | 3T | 5T | T100 |
|--------------------------------|-----------|--------------------------------------|----|----|------|
| 1                              | W602A, 3A | Box, plunger guide                   | 1  | 1  | 1    |
| 2                              | *W885     | Pad, front slipper (convex)          | 2  | 2  | 2    |
| 3                              | *W886     | Pad, rear slipper (concave)          | 2  | 2  | 2    |
| 4                              | W866      | Shim, slipper pad, .002" thick       |    |    |      |
| 5                              | W867      | " " " .003" "                        |    |    |      |
| 6                              | W638      | Screw, slipper pads                  | 8  | 8  | 8    |
| 7                              | E.1562    | Bolt, plunger guide box              | 2  | 2  | 2    |
| 8                              | T450      | Bolt, clamp, plunger guide box       | 4  | 4  | 4    |
| 9                              | E2312     | Washer, plunger guide box bolt       | 6  | 6  | 6    |
| 10                             | SI-40     | Nut, plunger guide box bolt          | 6  | 6  | 6    |
| 11                             | W791A     | Axle and guide                       | 1  | 1  | 1    |
| 12                             | W616      | Block, slipper                       | 2  | 2  | 2    |
| 13                             | NW100     | Nipple, grease                       | 1  | 1  | 1    |
| 14                             | W766      | Sleeve, block to axle guide distance | 1  | 1  | 1    |
| 15                             | W837      | Spring, inner main                   | 1  | 1  | 1    |
| 16                             | W836      | Spring, outer main                   | 1  | 1  | 1    |
| 17                             | W838      | Spring rebound                       | 1  | 1  | 1    |
| 18                             | W658A     | Buffer, plunger                      | 2  | 2  | 2    |
| 19                             | W664A     | Locator plate, spring                | 2  | 2  | 2    |
| 20                             | W639      | Lever, axle shaft anchorage          | 1  | 1  | 1    |
| 21                             | W634      | Circlip, axle shaft, split           | 2  | 2  | 2    |
| 22                             | W798      | Collar, axle shaft distance O.S.     | 1  | 1  | 1    |
| 23                             | W633      | Collar, axle shaft                   | 2  | 2  | 2    |
| 24                             | W635      | Nut, axle shaft                      | 2  | 2  | 2    |
| 25                             | W849      | Ring, dust excluder fixing           | 2  | 2  | 2    |
| 26                             | W794      | Plate, dust excluder                 | 2  | 2  | 2    |
| 27                             | W799      | Spring, " "                          | 2  | 2  | 2    |
| 28                             | W797      | Sleeve, dust excluder centre         | 2  | 2  | 2    |
| <b>REAR SPRING WHEEL BRAKE</b> |           |                                      |    |    |      |
| 29                             | W620      | Plate, brake anchor                  | —  | 1  | 1    |
| 30                             | W853      | " " "                                | 1  | —  | —    |
| 31                             | W617      | Shoe c/w lining, trailing brake      | 1  | 1  | 1    |
| 32                             | W618      | Shoe c/w lining, leading brake       | 1  | 1  | 1    |
| 33                             | W631      | Lining, brake                        | 2  | 2  | 2    |
| 34                             | W129      | Rivets, brake lining                 | 16 | 16 | 16   |
| 35                             | W135      | Spring, brake shoe return            | 2  | 2  | 2    |
| 36                             | W856      | Cam, brake assembly                  | 1  | 1  | 1    |
| 37                             | W74A      | Lever, brake cam                     | 1  | 1  | 1    |
| 38                             | SI-52     | Nut, brake cam lever                 | 1  | 1  | 1    |

\*Hardened pads replacing the cast iron type part number W636/7, must be used in conjunction with the shims part numbers W866/7.

STATE FRAME NUMBER FOR SPRING WHEEL SPARES



TRIUMPH SPRING WHEEL

| REF. No. | PART No.             | DESCRIPTION                        | 3T | ST | T100 |
|----------|----------------------|------------------------------------|----|----|------|
| 1        | W123                 | Spring, brake cam return           | 1  | 1  | 1    |
| 2        | W626                 | Link, brake anchorage              | 1  | 1  | 1    |
| 3        | W855                 | " " "                              | 1  | 1  | 1    |
| 4        | W784                 | Bolt, brake anchorage link         | 1  | 1  | 1    |
| 5        | W630                 | Locknut, brake anchorage bolt      | 2  | 2  | 2    |
| 6        | W743                 | Nut, brake pedal spindle           | 1  | 1  | 1    |
| 7        | $\frac{3}{8}$ " x 1" | Split pin, brake pedal spindle nut | 1  | 1  | 1    |
| 8        | F1015B               | Rod, brake operating               | 1  | 1  | 1    |
| 9        | F1015C               | Rod, brake operating               | 1  | 1  | 1    |
| 10       | D106                 | Bolt, tyre security                | 1  | 1  | 1    |

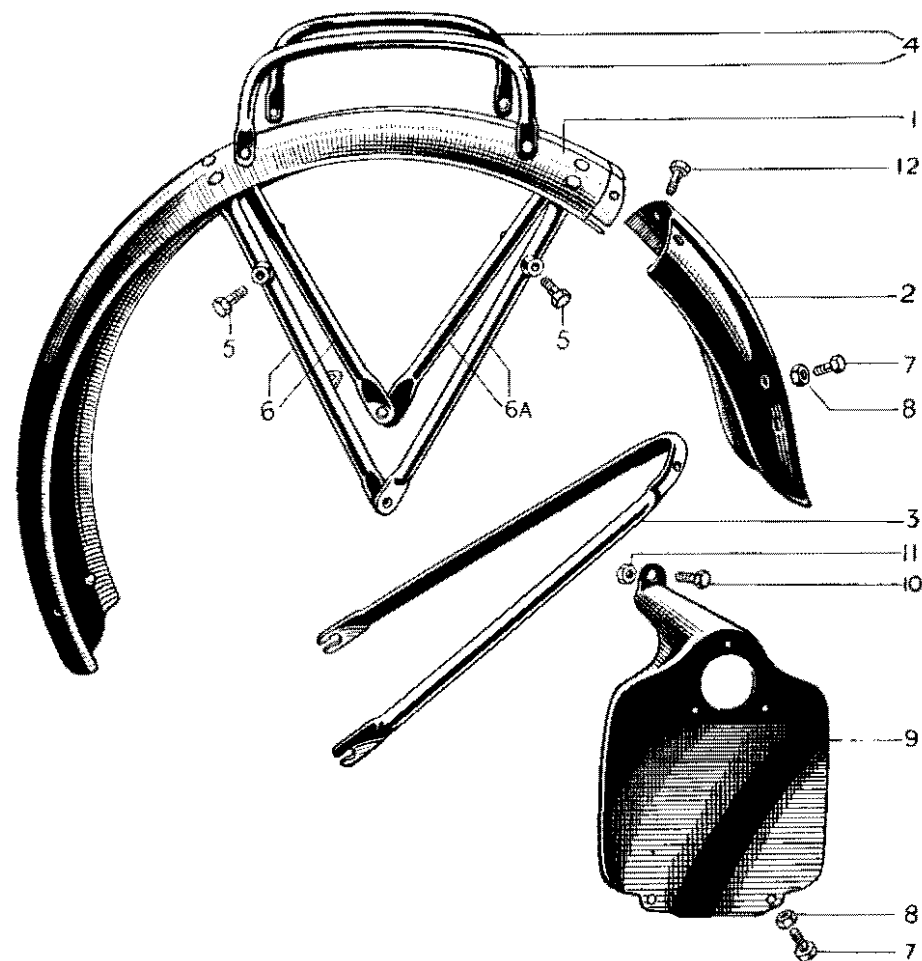
INDEX TO ILLUSTRATION PAGE 52

| Illust. No. | Part No.  | Page | Ref. | Illust. No. | Part No. | Page | Ref. |
|-------------|-----------|------|------|-------------|----------|------|------|
| 1           | W.849     | 51   | 25   | 28          | W.799    | 51   | 27   |
| 2           | W.601     | 50   | 27   | 30          | W.794    | 51   | 26   |
| 3           | W.744     | 50   | 28   | 31          | W.791A   | 51   | 11   |
| 4           | W.611     | 50   | 24   | 32          | W.836    | 51   | 16   |
| 5           | W.609     | 50   | 26   | 33          | W.837    | 51   | 15   |
| 6           | W.610     | 50   | 25   | 34          | W.634    | 51   | 21   |
| 7           | W.886     | 51   | 3    | 35          | W.639    | 51   | 20   |
| 8           | W.885     | 51   | 2    | 36          | W.642    | 50   | 23   |
| 9           | W.638     | 51   | 6    | 37          | W.631    | 51   | 33   |
| 10          | W.602A/3A | 51   | 1    | 38          | W.129    | 51   | 34   |
| 11          | W.664A    | 51   | 19   | 39          | W.135    | 51   | 35   |
| 12          | W.658A    | 51   | 18   | 40          | W.618    | 51   | 32   |
| 13          | W.600     | 50   | 19   | 41          | W.617    | 51   | 31   |
| 14          | F.879     | 50   | 31   | 42          | W.123    | 53   | 1    |
| 15          | E.2312    | 50   | 30   | 43          | W.74A    | 51   | 37   |
| 16          | W.838     | 51   | 17   | 44          | W.856    | 51   | 36   |
| 17          | W.766     | 51   | 14   | 45          | W.620    | 51   | 29   |
| 18          | W.616     | 51   | 12   |             | W.853    | 51   | 30   |
| 19          | S.1-40    | 51   | 10   | 46          | W.784    | 53   | 4    |
| 21          | T.450     | 51   | B    | 47          | W.626    | 53   | 2    |
| 22          | W.859     | 50   | 20   |             | W.855    | 53   | 3    |
| 23          | NW.100    | 51   | 13   | 48          | W.630    | 53   | 5    |
| 24          | W.635     | 51   | 24   | 49          | W.641    | 50   | 21   |
| 25          | W.633     | 51   | 23   | 50          | W.640    | 50   | 29   |
| 26          | W.798     | 51   | 22   | 51          | S.1-52   | 51   | 38   |
| 27          | W.797     | 51   | 28   |             |          |      |      |

FOR IDENTIFICATION OF PARTS SEE PAGE 6 FOR INSTRUCTIONS

## MUDGUARD GROUP

| REF. No.                  | PART No. | DESCRIPTION                               | 3T | ST | T100 |
|---------------------------|----------|---|----|----|------|
| <b>FRONT MUDGUARD</b>     |          |   |    |    |      |
| 1                         | H566     | Mudguard assy. less front stays ...       | 1  | 1  | 1    |
| 2                         | H569     | Stay, mudguard front ...                  | 2  | 2  | 2    |
| 3                         | DS57     | Bolt, " " stay ...                        | 2  | 2  | 2    |
| 4                         | F879     | Nut, " " " ...                            | 2  | 2  | 2    |
| 5                         | E1612    | Washer, " " " ...                         | 2  | 2  | 2    |
| 6                         | H427     | Bridge, " support ...                     | 1  | 1  | 1    |
| 7                         | H428     | Clip, " " bridge ...                      | 2  | 2  | 2    |
| 8                         | H426     | Bolt, clip, N.S. ...                      | 1  | 1  | 1    |
| 9                         | H451     | Bolt, " O.S. ...                          | 1  | 1  | 1    |
| 10                        | P0172A   | Nut, " bolt ...                           | 2  | 2  | 2    |
| 11                        | S26-1    | Washer, clip bolt ...                     | 2  | 2  | 2    |
| 12                        | F929     | Bolt, mudguard stay to fork end ...       | 2  | 2  | 2    |
| 13                        | S26-3    | Washer, " " " " " ...                     | 2  | 2  | 2    |
| <b>REAR MUDGUARD (3T)</b> |          |   |    |    |      |
| 14                        | F1722    | Mudguard assembly, rear ...               | 1  | —  | —    |
| 15                        | F1723A   | Tailguard, rear mudguard ...              | 1  | —  | —    |
| 16                        | DS57     | Bolt, tailguard, fixing ...               | 2  | —  | —    |
| 17                        | PF204    | Clip, mudguard to frame ...               | 2  | —  | —    |
| 18                        | F444     | Plate backing, to clip ...                | 2  | —  | —    |
| 19                        | S23-42   | Screw, fixing plate to clip ...           | 4  | —  | —    |
| 20                        | S25-1    | Washer, plate to clip screw ...           | 4  | —  | —    |
| 21                        | F1087    | Stay, tailguard ...                       | 1  | —  | —    |
| 22                        | F1369    | Bolt, tailguard to stay ...               | 2  | —  | —    |
| 23                        | F879     | Nut, " " " bolt ...                       | 2  | —  | —    |
| 24                        | S26-2    | Washer, " " " " ...                       | 2  | —  | —    |
| 25                        | F1088    | Stay, mudguard front ...                  | 1  | —  | —    |
| 26                        | F1088A   | " " middle ...                            | 1  | —  | —    |
| 27                        | F946     | Stud, mudguard stay to frame junction ... | 2  | —  | —    |
| 28                        | F947     | Nut, for junction stud ...                | 2  | —  | —    |
| 29                        | S25-65   | Washer, " " " " ...                       | 2  | —  | —    |
| 30                        | NF733    | Handle, lifting ...                       | 2  | —  | —    |
| 31                        | F929     | Bolt, lifting handle ...                  | 4  | —  | —    |

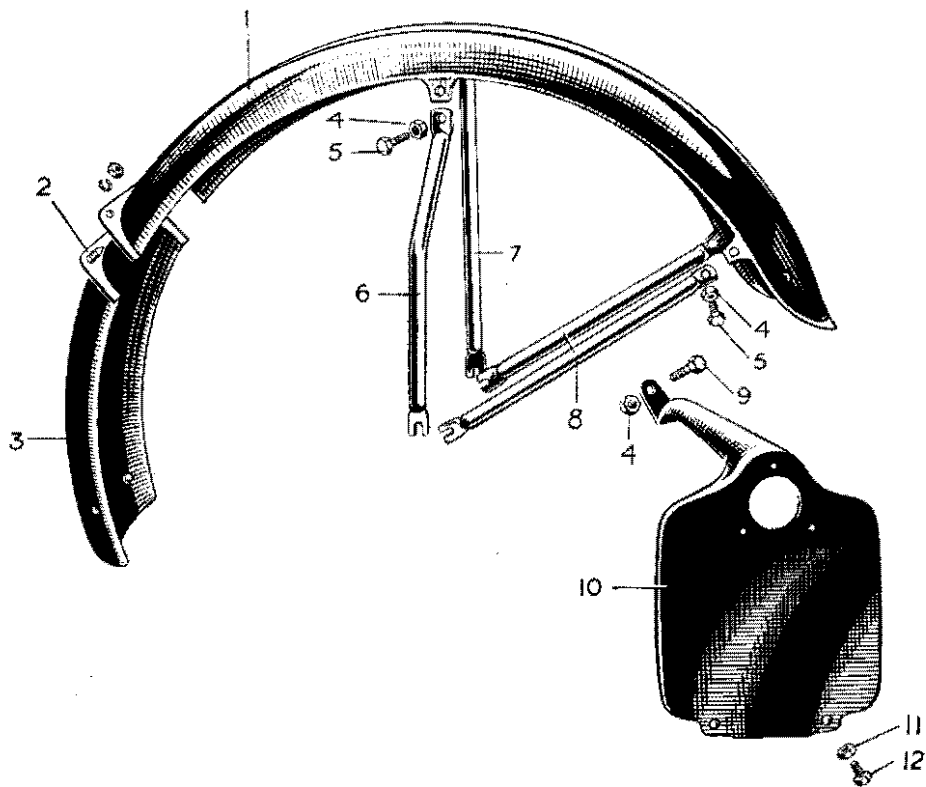


3T REAR MUDGUARD AND NUMBER PLATE

### INDEX

| Illust. No. | Part No. | Page | Ref. | Illust. No. | Part No. | Page | Ref. |
|-------------|----------|------|------|-------------|----------|------|------|
| 1           | F.1722   | 54   | 14   | 7           | F.1369   | 54   | 22   |
| 2           | F.1723A  | 54   | 15   | 8           | F.879    | 54   | 23   |
| 3           | F.1087   | 54   | 21   | 9           | F.1822   | 57   | 22   |
| 4           | NF.733   | 54   | 30   | 10          | F.929    | 57   | 24   |
| 5           | F.929    | 54   | 31   | 11          | S.1-51   | 57   | 25   |
| 6           | F.1088   | 54   | 25   | 12          | DS.57    | 54   | 16   |
| 6A          | F.1088A  | 54   | 26   |             |          |      |      |

FOR IDENTIFICATION OF PARTS SEE PAGE 6 FOR INSTRUCTIONS



5T AND T100  
REAR MUDGUARD AND NUMBER PLATE

INDEX

| Illust. No. | Part No. | Page | Ref. | Illust. No. | Part No. | Page | Ref. |
|-------------|----------|------|------|-------------|----------|------|------|
| 1           | F.3012   | 57   | 2    | 7           | F.2763   | 57   | 4    |
| 2           | F.2908   | 57   | 13   | 8           | F.2764   | 57   | 5    |
| 3           | F.2756   | 57   | 1    | 9           | F.929    | 57   | 24   |
| 4           | S.1-51   | 57   | 8    | 10          | F.2728   | 57   | 23   |
| 5           | F.2335   | 57   | 6    | 11          | F.879    | 57   | 28   |
| 6           | F.2761   | 57   | 3    | 12          | F.1369   | 57   | 27   |

FOR IDENTIFICATION OF PARTS SEE PAGE 6 FOR INSTRUCTIONS

| REF. No.                           | PART No. | DESCRIPTION                            | 3T | 5T | T100 |
|------------------------------------|----------|--|----|----|------|
| <b>REAR MUDGUARD (5T AND T100)</b> |          |  |    |    |      |
| 1                                  | F2756    | Mudguard, front section                | —  | 1  | 1    |
| 2                                  | F3012    | " rear                                 | —  | 1  | 1    |
| 3                                  | F2761    | Stay, centre N.S.                      | —  | 1  | 1    |
| 4                                  | F2763    | " " O.S.                               | —  | 1  | 1    |
| 5                                  | F2764    | " rear                                 | —  | 2  | 2    |
| 6                                  | F2335    | Bolt, stay to mudguard                 | —  | 4  | 4    |
| 7                                  | E2287    | Washer, stay to mudguard bolt          | —  | 4  | 4    |
| 8                                  | S1-51    | Nut, " " " "                           | —  | 4  | 4    |
| 9                                  | PF204    | Clip, mudguard to frame                | —  | 1  | 1    |
| 10                                 | F444     | Plate backing, to clip                 | —  | 1  | 1    |
| 11                                 | S25-1    | Washer, backing plate                  | —  | 2  | 2    |
| 12                                 | S23-42   | Bolt, " " " "                          | —  | 2  | 2    |
| 13                                 | F2908    | Stud, mudguard front to rear section   | —  | 2  | 2    |
| 14                                 | E1720    | Nut, rear frame to mudguard stay       | —  | 2  | 2    |
| 15                                 | S26-2    | Washer, mudguard front to rear section | —  | 2  | 2    |
| 16                                 | E579     | Bolt, rear frame to mudguard stay      | —  | 2  | 2    |
| 17                                 | S26-2    | Washer for E579                        | —  | 2  | 2    |

**NUMBER PLATE GROUP**

FRONT NUMBER PLATE

|    |       |  |   |   |   |
|----|-------|--|---|---|---|
| 18 | F2698 | Plate assembly, front number (casting) | 1 | 1 | 1 |
| 19 | F879  | Nut, number plate stud                 | 2 | 2 | 2 |
| 20 | S26-2 | Washer, " " " "                        | 2 | 2 | 2 |
| 21 | H251  | Beading, " " " base                    | 1 | 1 | 1 |

REAR NUMBER PLATE

|    |       |                                |   |   |   |
|----|-------|--------------------------------|---|---|---|
| 22 | F1822 | Plate, rear number             | 1 | — | — |
| 23 | F2728 | " " " "                        | — | 1 | 1 |
| 24 | F929  | Bolt, number plate top fixing  | 1 | 1 | 1 |
| 25 | S1-51 | Nut, " " " " bolt              | 1 | 1 | 1 |
| 26 | S26-3 | Washer, " " " " " "            | 1 | 1 | 1 |
| 27 | F1369 | Bolt, " " " btm. " "           | 2 | 2 | 2 |
| 28 | F879  | Nut, " " " " bolt              | 2 | 2 | 2 |
| 29 | S26-2 | Washer, " " " " " "            | 2 | 2 | 2 |
| 30 | D68A  | Transfer, " " (blue and white) | — | — | 1 |
| 31 | D68   | " " " (gold and white)         | 1 | 1 | — |

TREASURY NOTES MUST BE REGISTERED

## PRIMARY CHAINCASE GROUP

| REF. No. | PART No. | DESCRIPTION                          | 3T | 5T | T100 |
|----------|----------|--------------------------------------|----|----|------|
| 1        | T478A    | Cover, chaincase outer               | 1  | —  | —    |
| 2        | T480A    | " " " "                              | —  | 1  | 1    |
| 3        | NT367    | Plug, " oil filler                   | 1  | 1  | 1    |
| 4        | NT376    | Washer, " " plug                     | 1  | 1  | 1    |
| 5        | PCE102F  | Plug, " drain                        | 1  | 1  | 1    |
| 6        | WE170    | Washer, chaincase drain plug         | 1  | 1  | 1    |
| 7        | NT316    | Dowel, " (footrest)                  | 2  | 2  | 2    |
| 8        | T725     | Cover, " inner                       | 1  | —  | —    |
| 9        | T483     | " " " "                              | —  | 1  | 1    |
| 10       | T484     | Plate, " oil retainer                | 1  | 1  | 1    |
| 11       | T91      | " " " " spring                       | 1  | 1  | 1    |
| 12       | T177A    | Rivets, " " " plate                  | 2  | 2  | 2    |
| 13       | T496     | Adjuster, rear chain oiler           | 1  | 1  | 1    |
| 14       | T497     | Spring, " " adjuster                 | 1  | 1  | 1    |
| 15       | T504     | Washer, chaincase joint              | —  | 1  | 1    |
| 16       | T503     | " " " " "                            | 1  | —  | —    |
| 17       | T87      | Distance piece, chain cover to frame | —  | 1  | 1    |
| 18       | T200     | " " " " " "                          | 1  | —  | —    |
| 19       | E427     | Screw, chaincase cover (short)       | 9  | 9  | 9    |
| 20       | E329     | " " " (long)                         | 3  | 3  | 3    |

## CHAINGUARD GROUP

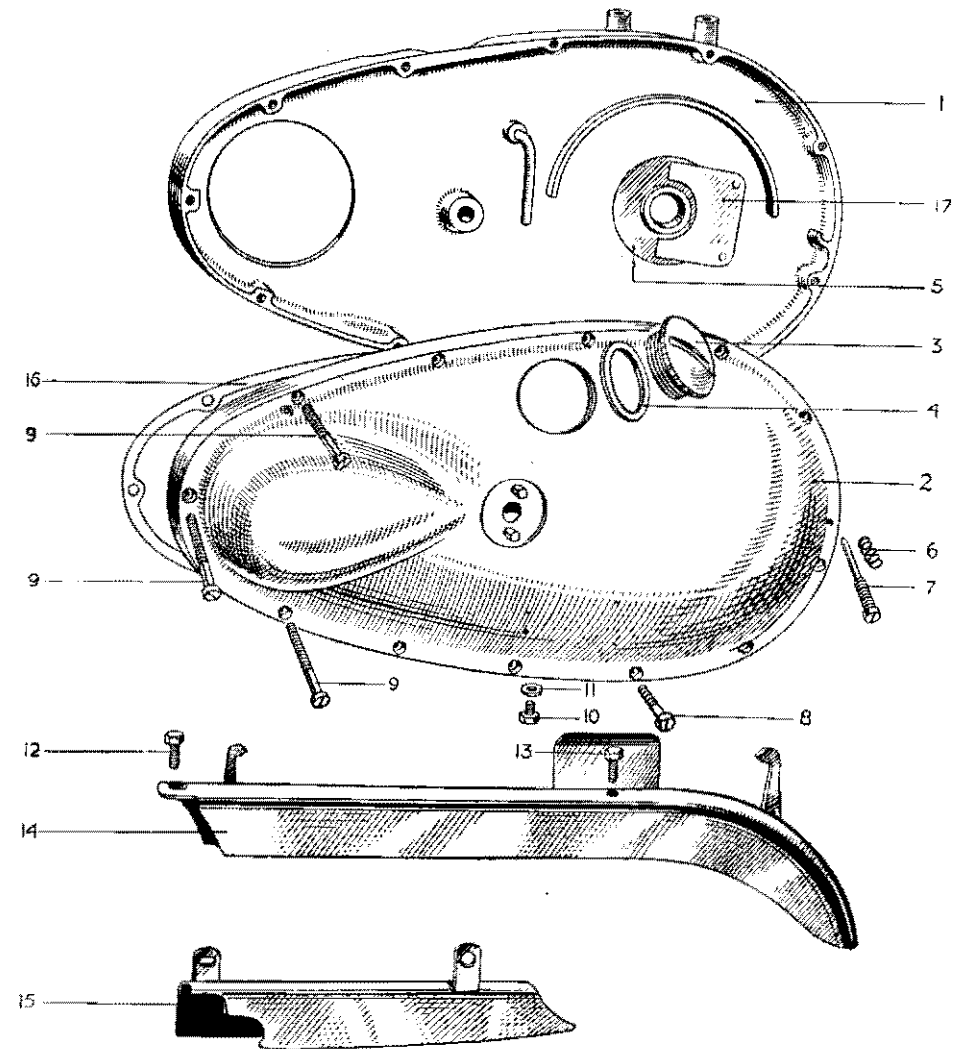
|    |        |                                     |   |   |   |
|----|--------|-------------------------------------|---|---|---|
| 21 | T148A  | Chainguard, rear upper              | 1 | — | — |
| 22 | T766   | " " " "                             | — | 1 | 1 |
| 23 | DS57   | Bolt, chainguard fixing, rear upper | 1 | 1 | 1 |
| 24 | S23-37 | " " " front upper                   | 1 | 1 | 1 |
| 25 | S25-1  | Washer, " bolt, front and rear      | 2 | 2 | 2 |
| 26 | F1730  | Chainguard, rear lower              | 1 | 1 | 1 |
| 27 | F1369  | Bolt, chainguard fixing lower front | 1 | 1 | 1 |
| 28 | F879   | Nut, " " " "                        | 1 | 1 | 1 |
| 29 | S26-2  | Washer, " " " "                     | 1 | 1 | 1 |
| 30 | F1760  | Bolt, " " " rear                    | 1 | 1 | 1 |
| 31 | S1-52  | Nut, " " " bolt                     | 1 | 1 | 1 |

(F1760 bolt and S1-52 nut used when pillion footrests are not fitted)

## CHAIN GROUP

|    |            |  |   |   |   |
|----|------------|--|---|---|---|
| 32 | T376       | Chain, primary, 74 links. $\frac{1}{2} \times \frac{3}{8}$ pitch | 1 | — | — |
| 33 | D120       | " " solo, 78 links. " " "  | — | 1 | 1 |
| 34 | D121       | " " sidecar, 77 links. " " "                                     | — | 1 | 1 |
| 35 | D69        | " rear 90 links. $\frac{3}{8} \times \frac{3}{8}$ " "            | — | — | — |
| 36 | D116       | " " 93 " " " "   | — | 1 | 1 |
| 37 | 110-046/49 | Kit, primary chain spare parts                                   | 1 | 1 | 1 |
| 38 | 110-056/59 | Kit, rear " " " "  | 1 | 1 | 1 |

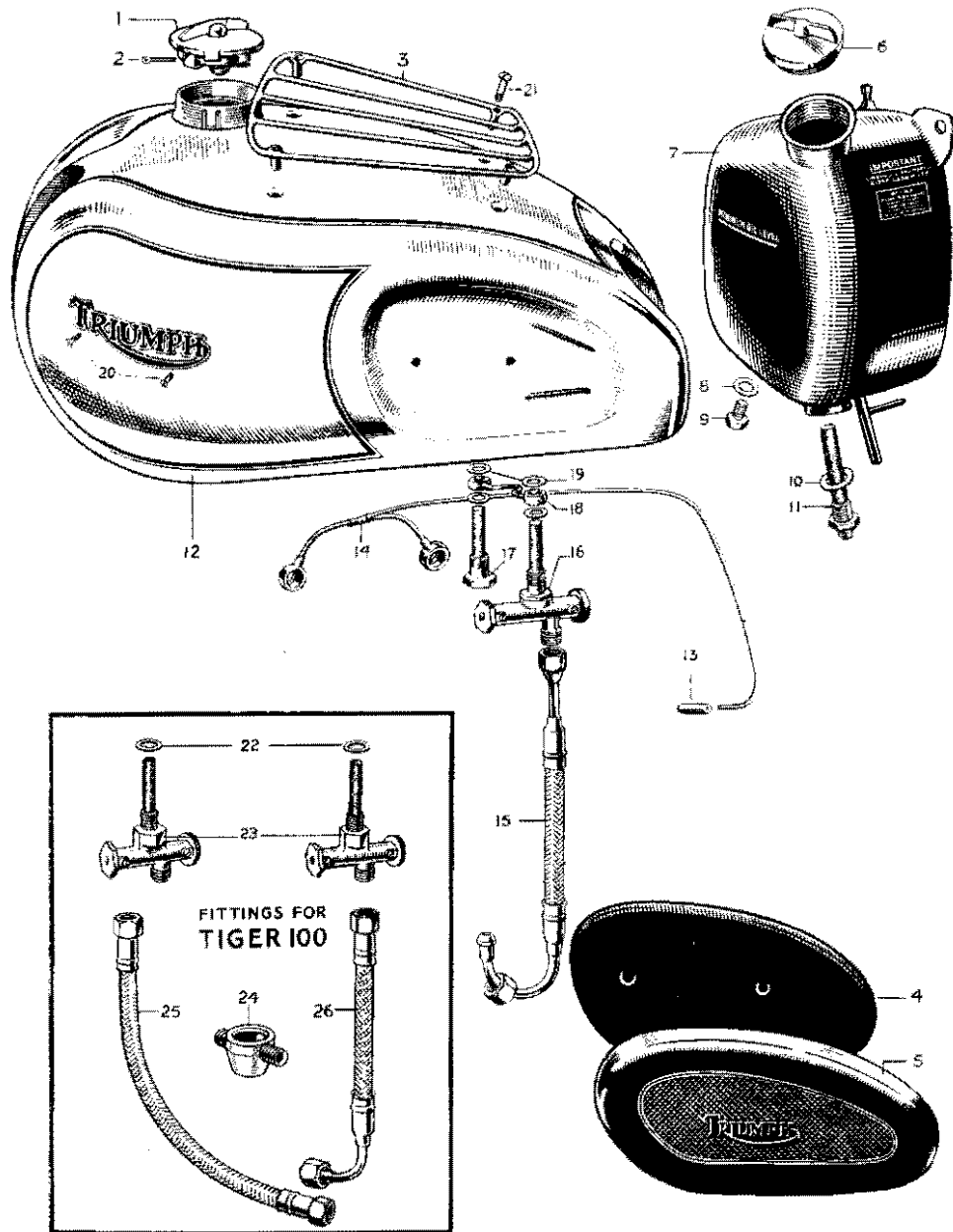
## FRONT AND REAR CHAINCASES



## INDEX

| Illust. No. | Part No. | Page | Ref. | Illust. No. | Part No. | Page | Ref. |
|-------------|----------|------|------|-------------|----------|------|------|
| 1           | T.725    | 58   | 8    | 10          | PCE.102F | 58   | 5    |
|             | T.483    | 58   | 9    | 11          | WE.170   | 58   | 6    |
| 2           | T.478A   | 58   | 1    | 12          | S.23-37  | 58   | 24   |
|             | T.480A   | 58   | 2    | 13          | DS.57    | 58   | 23   |
| 3           | NT.367   | 58   | 3    | 14          | T.148A   | 58   | 21   |
| 4           | NT.376   | 58   | 4    |             | T.766    | 58   | 22   |
| 5           | T.484    | 58   | 10   | 15          | F.1730   | 58   | 26   |
| 6           | T.497    | 58   | 14   | 16          | T.503    | 58   | 16   |
| 7           | T.496    | 58   | 13   |             | T.504    | 58   | 15   |
| 8           | E.427    | 58   | 19   | 17          | T.91     | 58   | 11   |
| 9           | E.329    | 58   | 20   |             |          |      |      |

## FRONT AND REAR CHAIN CASES



PETROL AND OIL TANKS WITH FITTINGS

## TANK GROUP

| REF. No.  | PART No. | DESCRIPTION                       | 3T | 5T | T100 |
|---|----------|-----------------------------------|----|----|------|
| <b>PETROL TANK</b>  |          |                                   |    |    |      |
| <i>NOTE:—It is important when ordering tank to state model of machine and finish.</i> |          |                                   |    |    |      |
| 1   | F2964S   | Tank, petrol                      | —  | —  | 1    |
| 2   | F2964R   | " " " " " " " " " " " "           | —  | 1  | —    |
| 3   | F2966B   | " " " " " " " " " " " "           | —  | —  | —    |
| 4   | F1034    | Cap assembly, petrol tank filler  | 1  | 1  | 1    |
| 5   |          | Split pin, filler cap, 1" x 3/16" | 1  | 1  | 1    |
| 6   | F1823    | Name plate, petrol tank           | —  | —  | 2    |
| 7   | F1823B   | " " " " " " " " " " " "           | —  | 2  | —    |
| 8   | F1823C   | " " " " " " " " " " " "           | 2  | —  | —    |
| 9   | F1915    | Screw, name plate                 | 4  | 4  | 4    |
| 10  | F1717    | Tap, petrol                       | 1  | —  | 2    |
| 11  | F2124    | " " " " " " " " " " " "           | —  | 1  | —    |
| 12  | F1511    | Washer for petrol tap             | 1  | 1  | 2    |
| 13  | F1721    | "U" pipe, petrol cap              | 1  | —  | —    |
| 14  | F3059    | Pipe, petrol feed                 | 1  | —  | —    |
| 15  | F3069    | " " " " " " " " " " " "           | —  | 1  | —    |
| 16  | F2918    | " " " " N.S.                      | —  | —  | 1    |
| 17  | F2919    | " " " " O.S.                      | —  | —  | 1    |
| 18  | F2958    | Adaptor assembly, at carburettor  | —  | —  | 1    |
| 19  | GS367    | Washer, adaptor to carburettor    | —  | —  | 1    |
| 20  | E2570    | Washer, sleeve nut to adaptor     | —  | —  | 1    |
| 21  | F2959    | Sleeve, nut, adaptor              | —  | —  | 1    |

### INDEX TO ILLUSTRATION ON PAGE 60

| Illust. No. | Part No.  | Page | Ref. | Illust. No. | Part No. | Page | Ref. |
|-------------|-----------|------|------|-------------|----------|------|------|
| 1           | F.1034    | 61   | 4    | 14          | E.1937A  | 25   | 24   |
| 2           | 3/16" pin | 61   | 5    |             | E.1781   | 25   | 23   |
| 3           | F.2933    | 62   | 18   | 15          | F.3069   | 61   | 15   |
| 4           | F.2552    | 62   | 6    |             | F.3059   | 61   | 14   |
|             | F.1605    | 62   | 4    | 16          | F.2124   | 61   | 11   |
| 5           | F.2551    | 62   | 7    |             | F.1717   | 61   | 10   |
|             | F.1606    | 62   | 5    | 17          | F.2593   | 62   | 2    |
| 6           | E.370A    | 62   | 22   | 18          | F.2120   | 62   | 1    |
| 7           | F.1645A   | 62   | 21   | 19          | F.1511   | 61   | 12   |
| 8           | PT.104B   | 62   | 25   | 20          | F.1915   | 61   | 9    |
| 9           | F.1792    | 62   | 24   | 21          | F.2936   | 62   | 19   |
| 10          | F.1713    | 62   | 33   | 22          | F.1511   | 61   | 12   |
| 11          | F.1838    | 62   | 32   | 23          | F.1717   | 61   | 10   |
| 12          | F.2964S   | 61   | 1    | 24          | F.2958   | 61   | 18   |
|             | F.2964R   | 61   | 2    | 25          | F.2919   | 61   | 17   |
|             | F.2966B   | 61   | 3    | 26          | F.2918   | 61   | 16   |
| 13          | E.1947    | 25   | 25   |             |          |      |      |

FOR IDENTIFICATION OF PARTS SEE PAGE 6 FOR INSTRUCTIONS

| REF. No. | PART No. | DESCRIPTION                 | 3T | 5T | T100 |
|----------|----------|-----------------------------|----|----|------|
| 1        | F2120    | Pipe, connecting assembly   | —  | 1  | —    |
| 2        | F2593    | Adaptor for connecting pipe | —  | 1  | —    |
| 3        | GS367    | Washer, connecting pipe     | —  | 3  | —    |
| 4        | F1605    | Pad, knee grip, O.S.        | 1  | —  | —    |
| 5        | F1606    | " " " N.S.                  | 1  | —  | —    |
| 6        | F2552    | " " " O.S.                  | —  | 1  | 1    |
| 7        | F2551    | " " " N.S.                  | —  | 1  | 1    |
| 8        | F1607A   | Plate, knee grip pad, O.S.  | 1  | —  | —    |
| 9        | F1607    | " " " " N.S.                | 1  | —  | —    |
| 10       | T361     | Screw, " " " plate          | 4  | —  | —    |
| 11       | F1953    | " " " " " "                 | —  | 4  | 4    |
| 12       | S25-1    | Washer, " " " " screw       | —  | 4  | 4    |
| 13       | F966     | Bolt, petrol tank fixing    | 4  | 2  | 2    |
| 14       | F1808    | " " " " front               | —  | 2  | 2    |
| 15       | S25-27   | Washer, " " " bolt          | 4  | 4  | 4    |
| 16       | F967     | Pad, " " rubber             | 8  | 6  | 6    |
| 17       | F1813    | " " " " "                   | —  | 2  | 2    |

#### TANK PARCEL GRID

|    |        |                     |   |   |   |
|----|--------|---------------------|---|---|---|
| 18 | F2933  | Grid, parcel        | 1 | 1 | 1 |
| 19 | F2936  | Screw, grid to tank | 4 | 4 | 4 |
| 20 | F3062* | Plug, screw         | 4 | 4 | 4 |

\*To replace F2936 when Grid is not in use.

#### OIL TANK

|    |        |  |   |   |   |
|----|--------|--|---|---|---|
| 21 | F1645A | Tank, oil, complete, with screwed filler   | 1 | 1 | 1 |
| 22 | E370A  | Cap, oil tank filler                       | 1 | 1 | 1 |
| 23 | E1331  | Washer, oil tank filler cap                | 1 | 1 | 1 |
| 24 | F1792  | Plug, " " drain                            | 1 | 1 | 1 |
| 25 | PT104B | Washer, " " " plug                         | 1 | 1 | 1 |
| 26 | F1758  | Tube, " " " (rubber)                       | 1 | 1 | 1 |
| 27 | F929   | Bolt, oil tank to bridge clip              | 1 | 1 | 1 |
| 28 | F1213  | " " " " seat tube clip                     | 1 | 1 | 1 |
| 29 | F1335  | Distance piece, oil tank to seat tube bolt | 1 | 1 | 1 |
| 30 | F1682  | Stud, oil tank to seat tube                | 1 | 1 | 1 |
| 31 | S1-51  | Nut, " " " " stud                          | 1 | 1 | 1 |
| 32 | F1838  | Filter, oil tank                           | 1 | 1 | 1 |
| 33 | F1713  | Washer, oil tank filter                    | 1 | 1 | 1 |
| 34 | F1919  | Pipe, feed assembly, top half              | 1 | 1 | 1 |
| 35 | S63-1  | Union nut, feed pipe assembly              | 1 | 1 | 1 |
| 36 | E1526  | Oil pipes and block oil tank to engine     | — | 1 | 1 |
| 37 | E2457  | " " " " " " " "                            | 1 | — | — |
| 38 | E1529  | Washer, oil pipe block joint               | 1 | 1 | 1 |
| 39 | S1-51  | Nut, oil pipe block                        | 1 | 1 | 1 |
| 40 | S25-3  | Washer, oil pipe block stud                | 1 | 1 | 1 |
| 41 | MF119  | Connection, oil tank to oil pipe           | 2 | 2 | 2 |

ALWAYS GIVE COLOUR WHEN ORDERING A TANK

## HANDLEBAR GROUP

| REF. No.                | PART No. | DESCRIPTION                                      | 3T | 5T | T100 |
|-------------------------|----------|--|----|----|------|
| <b>HANDLEBAR</b>        |          |  |    |    |      |
| 1                       | H696     | Handlebar, complete with controls and twist grip | 1  | 1  | 1    |
| 2                       | H659     | Handlebar bend only                              | 1  | 1  | 1    |
| 3                       | H230     | Grip, dummy rubber, L.H.                         | 1  | 1  | 1    |
| <b>THROTTLE CONTROL</b> |          |  |    |    |      |
| 4                       | H697     | Twist grip, assembly                             | 1  | 1  | 1    |
| 5                       | H659     | Head, assembly, twist grip                       | 1  | 1  | 1    |
| 6                       | H665     | Adjuster screw " "                               | 1  | 1  | 1    |
| 7                       | H685     | Spring, twist grip friction                      | 1  | 1  | 1    |
| 8                       | H686     | Spring, " " screw                                | 1  | 1  | 1    |
| 9                       | H234     | Thimble, " " cable                               | 1  | 1  | 1    |
| 10                      | H237     | Grub screw, twist grip                           | 1  | 1  | 1    |
| 11                      | H700     | Sleeve assembly, twist grip                      | 1  | 1  | 1    |
| 12                      | H233     | Plate, twist grip retaining                      | 1  | 1  | 1    |
| 13                      | H232     | Circlip " " plate                                | 1  | 1  | 1    |
| 14                      | H230     | Grip, " " rubber                                 | 1  | 1  | 1    |

#### FRONT BRAKE CONTROL

|    |        |                         |   |   |   |
|----|--------|-------------------------|---|---|---|
| 15 | 18/599 | Lever, control assembly | 1 | 1 | 1 |
| 16 | 18/535 | Lever only              | 1 | 1 | 1 |
| 17 | 18/174 | Bracket, lever          | 1 | 1 | 1 |
| 18 | H668   | Clamp, bracket lever    | 1 | 1 | 1 |
| 19 | H689   | Screw, lever clamp      | 2 | 2 | 2 |
| 20 | 18/087 | Pin, lever fulcrum      | 1 | 1 | 1 |
| 21 | 18/053 | Nut, " " pin            | 1 | 1 | 1 |
| 22 | 70/016 | Washer, " " "           | 1 | 1 | 1 |

#### CLUTCH CONTROL

|    |        |                         |   |   |   |
|----|--------|-------------------------|---|---|---|
| 23 | 18/546 | Lever, control assembly | 1 | 1 | 1 |
| 24 | 18/528 | Lever only              | 1 | 1 | 1 |
| 25 | 18/174 | Bracket, lever          | 1 | 1 | 1 |
| 26 | 12/044 | Clamp, bracket lever    | 1 | 1 | 1 |
| 27 | 11/014 | Screw, lever clamp      | 2 | 2 | 2 |
| 28 | 18/087 | Pin, lever fulcrum      | 1 | 1 | 1 |
| 29 | 18/053 | Nut, " " pin            | 1 | 1 | 1 |
| 30 | 70/016 | Washer, " " "           | 1 | 1 | 1 |

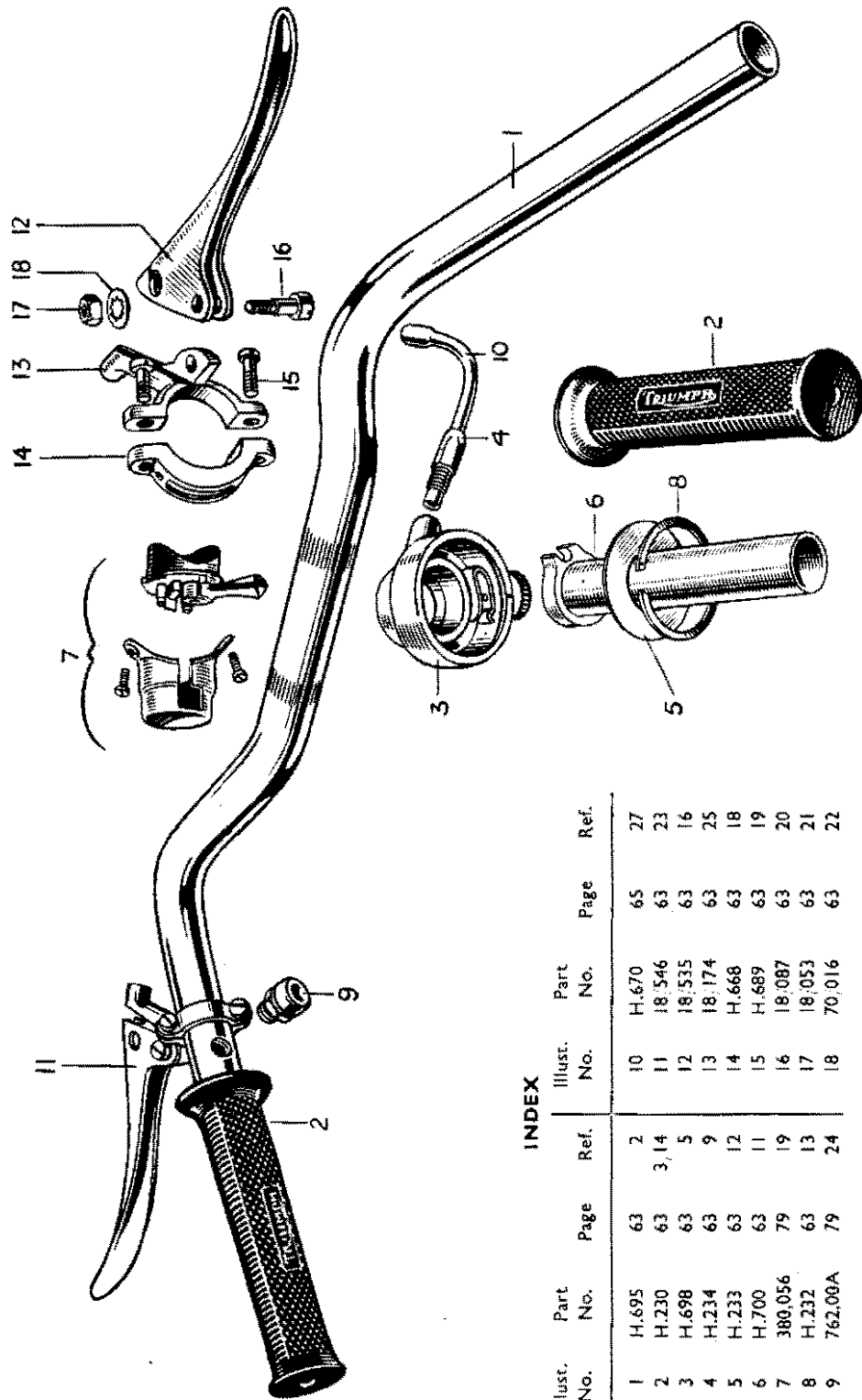
#### AIR CONTROL

|    |         |                            |   |   |   |
|----|---------|----------------------------|---|---|---|
| 31 | 12/171  | Lever assembly air control | 1 | 1 | 1 |
| 32 | 12/017A | Lever, air                 | 1 | 1 | 1 |
| 33 | 12/029  | Bolt, centre               | 1 | 1 | 1 |
| 34 | 12/031  | Cap, centre                | 1 | 1 | 1 |
| 35 | 12/033  | Washer, spring             | 1 | 1 | 1 |
| 36 | 11/014  | Screw, clip fixing         | 2 | 2 | 2 |
| 37 | 12/040  | Clip, fixing               | 1 | 1 | 1 |

FIGURE IN MODEL COLUMN DENOTES QUANTITY PER MACHINE



HANDLEBARS AND CONTROLS



INDEX

| Illust. No. | Part No. | Page | Ref.  | Illust. No. | Part No. | Page | Ref. |
|-------------|----------|------|-------|-------------|----------|------|------|
| 1           | H.695    | 63   | 2     | 10          | H.670    | 65   | 27   |
| 2           | H.230    | 63   | 3, 14 | 11          | 18.546   | 63   | 23   |
| 3           | H.698    | 63   | 5     | 12          | 18.535   | 63   | 16   |
| 4           | H.234    | 63   | 9     | 13          | 18.174   | 63   | 25   |
| 5           | H.233    | 63   | 12    | 14          | H.668    | 63   | 18   |
| 6           | H.700    | 63   | 11    | 15          | H.689    | 63   | 19   |
| 7           | 380.056  | 79   | 19    | 16          | 18.087   | 63   | 20   |
| 8           | H.232    | 63   | 13    | 17          | 18.053   | 63   | 21   |
| 9           | 762.00A  | 79   | 24    | 18          | 70.016   | 63   | 22   |

CONTROL CABLE GROUP

| REF. No.                 | PART No. | DESCRIPTION                         | 3T | 5T | T100 |
|--------------------------|----------|-------------------------------------|----|----|------|
| <b>CLUTCH CABLE</b>      |          |                                     |    |    |      |
| 1                        | D203 X   | Cable assembly, clutch              | 1  | 1  | 1    |
| 2                        | D203 W   | Wire only, clutch                   | 1  | 1  | 1    |
| 3                        | D203C    | Casing only, clutch                 | 1  | 1  | 1    |
| 4                        | D103     | Ferrule, clutch casing              | 2  | 2  | 2    |
| 5                        | D81      | Nipple, clutch wire (handlebar end) | 1  | 1  | 1    |
| 6                        | DS73     | Nipple (gearbox end)                | 1  | 1  | 1    |
| 7                        | D574     | Adjuster, clutch cable              | 1  | 1  | 1    |
| 8                        | W76      | Locknut, clutch cable adjuster      | 1  | 1  | 1    |
| <b>FRONT BRAKE CABLE</b> |          |                                     |    |    |      |
| 9                        | D223     | Cable assembly, brake               | 1  | 1  | 1    |
| 10                       | D223W    | Wire only, brake                    | 1  | 1  | 1    |
| 11                       | D223C    | Casing only, brake                  | 1  | 1  | 1    |
| 12                       | H707     | Sleeve, casing rubber               | 1  | 1  | 1    |
| 13                       | D103     | Ferrule, brake casing               | 2  | 2  | 2    |
| 14                       | D81      | Nipple, brake wire (handlebar end)  | 1  | 1  | 1    |
| 15                       | H446B    | Tube, brake wire                    | 1  | 1  | 1    |
| 16                       | W593     | Fork end, brake wire                | 1  | 1  | 1    |
| 17                       | H447     | Cable end, brake                    | 1  | 1  | 1    |
| 18                       | W328A    | Adjuster, cable                     | 1  | 1  | 1    |
| 19                       | W591     | Abutment, cable adjuster            | 1  | 1  | 1    |
| 20                       | W329     | Thumb nut, cable adjuster           | 1  | 1  | 1    |
| <b>THROTTLE CABLE</b>    |          |                                     |    |    |      |
| 21                       | D224     | Cable assembly, throttle            | 1  | 1  | 1    |
| 22                       | D226     | " " " " " " " " " " " "             | 1  | 1  | 1    |
| 23                       | D224W    | Wire only, throttle                 | 1  | 1  | 1    |
| 24                       | D226W    | " " " " " " " " " " " "             | 1  | 1  | 1    |
| 25                       | D224C    | Casing only, throttle               | 1  | 1  | 1    |
| 26                       | D226C    | " " " " " " " " " " " "             | 1  | 1  | 1    |
| 27                       | H670     | Guide tube, twist grip              | 1  | 1  | 1    |
| 28                       | D101     | Ferrule, throttle casing            | 2  | 3  | 3    |
| 29                       | D83      | Nipple, throttle (handlebar end)    | 1  | 1  | 1    |
| 30                       | NS191    | Nipple, throttle                    | 1  | 1  | 1    |
| 31                       | D104     | Cable, adjuster assembly            | 1  | 1  | 1    |
| 32                       | XA69     | Clip for cables                     | 8  | 8  | 8    |
| <b>AIR CABLE</b>         |          |                                     |    |    |      |
| 33                       | D225     | Cable assembly, air                 | 1  | 1  | 1    |
| 34                       | D225W    | Wire only, air                      | 1  | 1  | 1    |
| 35                       | D225C    | Casing only, air                    | 1  | 1  | 1    |
| 36                       | D101     | Ferrule, air casing                 | 2  | 2  | 2    |
| 37                       | D83      | Nipple, handlebar end               | 1  | 1  | 1    |
| 38                       | NS191    | Nipple, carburettor end             | 1  | 1  | 1    |

SEE SPECIMEN ORDER IN PREFACE



## PILLION SEAT GROUP

| REF. No. | PART No. | DESCRIPTION               | 3T | 5T | T100 |
|----------|----------|---------------------------|----|----|------|
| 1        | NF761    | Seat, pillion, complete   | 1  | 1  | 1    |
| 2        | S23-42   | Bolt, pillion seat fixing | 4  | 4  | 4    |
| 3        | S4-9     | Nut, " " bolt             | 4  | 4  | 4    |
| 4        | S25-1    | Washer, " " "             | 4  | 4  | 4    |

## TOOL BOX GROUP

|    |        |                        |   |   |   |
|----|--------|------------------------|---|---|---|
| 5  | F1692A | Tool box, complete     | 1 | 1 | 1 |
| 6  | F1735  | Ring, sealing          | 1 | 1 | 1 |
| 7  | Z1     | Fastener, assembly     | 1 | 1 | 1 |
| 8  | F1700  | Clip, toolbox to frame | 2 | 1 | 1 |
| 9  | F1699  | " " " frame            | — | 1 | 1 |
| 10 | DSS7   | Bolt, " " " clip       | 2 | 2 | 2 |
| 11 | F879   | Nut, " " " " bolt...   | 2 | 2 | 2 |
| 12 | S26-2  | Washer " " " " "       | 2 | 2 | 2 |

## TOOL KIT GROUP

|    |        |   |   |   |   |
|----|--------|---|---|---|---|
| 13 | DA71   | Tool roll complete                                | — | 1 | 1 |
| 14 | D209   | " " "   | 1 | — | — |
| 15 | DA72   | Spanner, .920" × 1.010", open                     | 1 | 1 | 1 |
| 16 | KA50   | " .375" × .338", "                                | 1 | 1 | 1 |
| 17 | NA55   | " .600" × .525", "                                | 1 | 1 | 1 |
| 18 | DA16   | " .820" × .712", "                                | 1 | 1 | 1 |
| 19 | NA66   | " .600" × .448", closed                           | 1 | 1 | 1 |
| 20 | PA57   | " .919" × 1.011", "                               | 1 | 1 | 1 |
| 21 | PA60   | " box, complete                                   | 1 | 1 | 1 |
| 22 | D215   | " ½" Whit. hex., closed                           | 1 | — | — |
| 23 | DA5    | " rocker adjusting screw                          | 1 | 1 | 1 |
| 24 | NA65   | " .448" hex. × .218" sq.                          | — | 1 | 1 |
| 25 | PA56   | " combination                                     | 1 | 1 | 1 |
| 26 | DA21   | Bar, tommy  | 1 | 1 | 1 |
| 27 | DA87   | Spanner, sparking plug                            | 1 | 1 | 1 |
| 28 | DA70   | Key, clutch adjusting                             | 1 | 1 | 1 |
| 29 | DA50.1 | Extractor, clutch centre                          | 1 | 1 | 1 |
| 30 | NA12   | Gun, grease                                       | 1 | 1 | 1 |
| 31 | NA14A  | Lever, tyre                                       | 1 | 1 | 1 |
| 32 | PA55   | Screwdriver                                       | 1 | 1 | 1 |
| 33 | 167    | Extractor, chain rivet (not included in tool kit) | 1 | 1 | 1 |
| 34 | WA58   | Roll, tool  | 1 | 1 | 1 |
| 35 | D49    | Inflator, tyre                                    | 1 | 1 | 1 |

## AIR FILTER GROUP

|    |       |                                       |   |   |   |
|----|-------|---------------------------------------|---|---|---|
| 36 | 29206 | Filter, air                           | 1 | 1 | 1 |
| 37 | 29671 | Element, filter cover and             | 1 | 1 | 1 |
| 38 | F2874 | Sleeve, carburettor to filter         | 1 | — | — |
| 39 | F2875 | " " " " "                             | — | 1 | 1 |
| 40 | F2872 | Connection, sleeve to filter (rubber) | 1 | 1 | — |
| 41 | F2873 | " " " " "                             | — | — | 1 |

SEE SPECIMEN IN PREFACE

## SPEEDOMETER GROUP

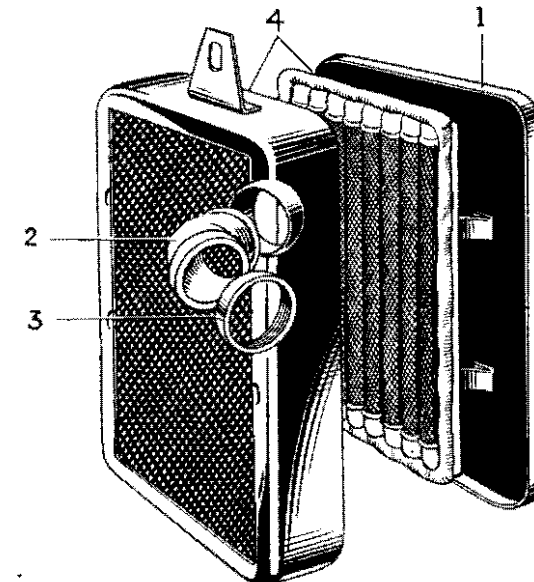
| REF. No. | PART No. | DESCRIPTION                            | 3T | 5T | T100 |
|----------|----------|--|----|----|------|
| 1        | S467/19  | Speedometer 120 m.p.h. trip, head only | —  | 1  | 1    |
| 2        | S467/17  | " 80 m.p.h. trip, head only            | 1  | —  | —    |
| 3        | S467/21  | " 140 kilo trip, head only             | 1  | —  | —    |
| 4        | S467/23  | " 180 kilo " " "                       | —  | 1  | 1    |
| 5        | DS40     | Bracket, speedometer mounting          | 1  | 1  | 1    |
| 6        | DS57     | Screw, speedometer mounting bracket    | 2  | 2  | 2    |
| 7        | S26-2    | Washer, speedometer mounting bracket   | 2  | 2  | 2    |
| 8        | P53279/1 | Bulb holder complete, speedometer      | 1  | 1  | 1    |
| 9        | P52305   | Bulb, speedometer                      | 1  | 1  | 1    |

## SPEEDOMETER DRIVE FROM GEARBOX

|    |       |                               |   |   |   |
|----|-------|-------------------------------|---|---|---|
| 10 | T810  | Gearbox, speedometer drive    | 1 | 1 | 1 |
| 11 | T752  | Pinion 28T                    | 1 | 1 | 1 |
| 12 | T753  | Gear wheel 23T                | 1 | 1 | 1 |
| 13 | T756  | Screw                         | 2 | 2 | 2 |
| 14 | DI76B | Cable, speedometer (49" long) | 1 | 1 | 1 |

## SPARKING PLUG GROUP

|    |      |                           |   |   |   |
|----|------|---------------------------|---|---|---|
| 15 | F80  | Plug, sparking (K.L.G.)   | — | — | 2 |
| 16 | H14  | Plug, sparking (Lodge)    | — | 2 | — |
| 17 | L10S | Plug, sparking (Champion) | 2 | — | — |
| 18 | DI05 | Cover, sparking plug      | 2 | 2 | 2 |



## INDEX FOR AIR FILTER

| Illust. No. | Part No. | Page | Ref. | Illust. No. | Part No. | Page | Ref. |
|-------------|----------|------|------|-------------|----------|------|------|
| 1           | 29671    | 68   | 37   | 3           | F.2874   | 68   | 38   |
| 2           | F.2872   | 68   | 40   | 4           | F.2875   | 68   | 39   |
|             | F.2873   | 68   | 41   |             | 29205    | 68   | 36   |

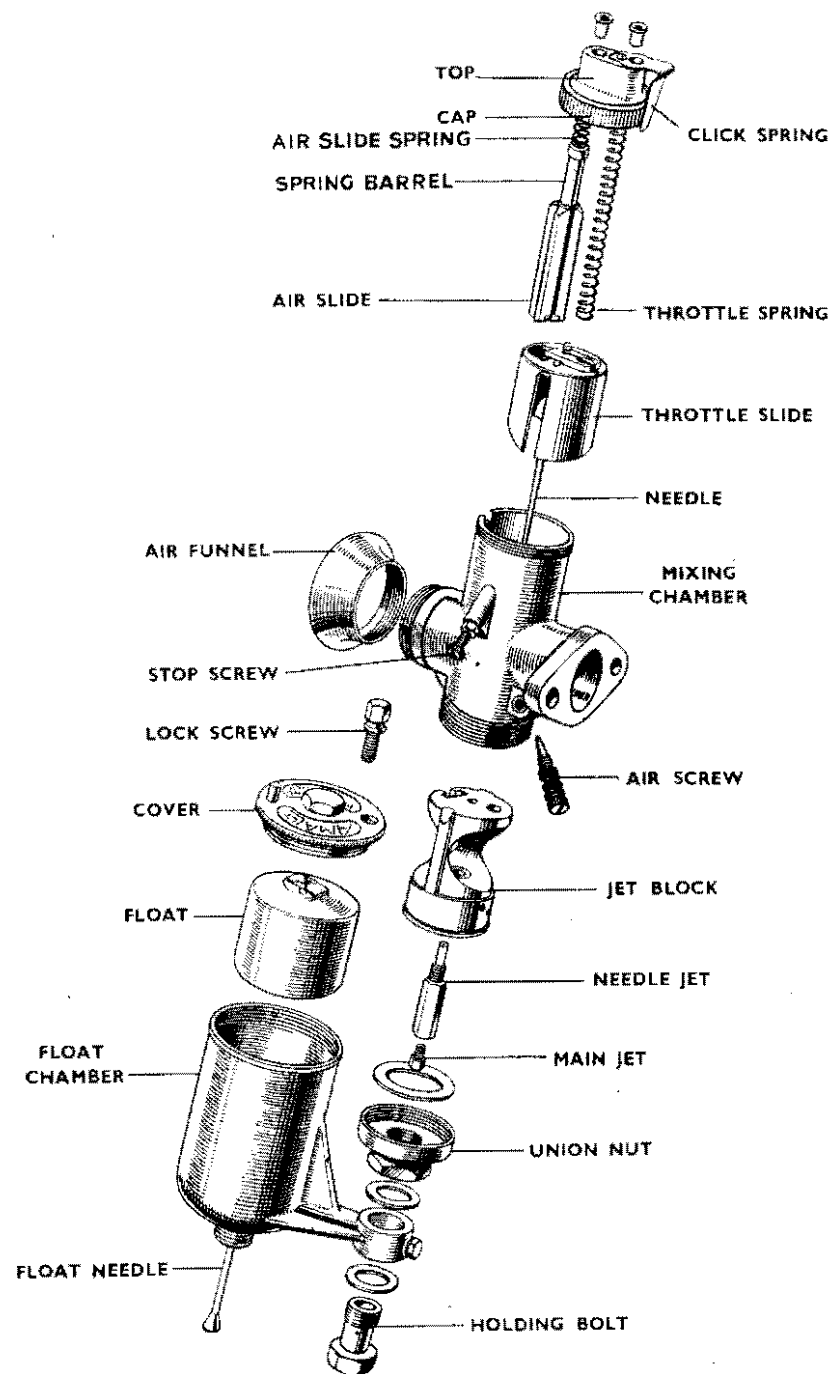
## CARBURETTOR GROUP

| REF. No. | PART No.      | DESCRIPTION                         | 3T | 5T | T100 |
|----------|---------------|-------------------------------------|----|----|------|
| 1        | 275AQ 1A      | Carburettor complete                | 1  | —  | —    |
| 2        | 276DK 1AT     | " " " " " " " " " " " "             | —  | 1  | —    |
| 3        | 276DL 1AT     | " " " " " " " " " " " "             | —  | —  | 1    |
| 4        | 275 145R      | Chamber, mixing                     | 1  | —  | —    |
| 5        | 276 410R      | " " " " " " " " " " " "             | —  | 1  | —    |
| 6        | 276 411       | " " " " " " " " " " " "             | —  | —  | 1    |
| 7        | 4 032B        | Top, mixing chamber                 | 1  | —  | —    |
| 8        | 6 403         | Top, " " " " " " " " " " " "        | —  | 1  | 1    |
| 9        | 4 031         | Cap, mixing chamber                 | 1  | —  | —    |
| 10       | 6 031         | " " " " " " " " " " " "             | —  | 1  | 1    |
| 11       | 4 062         | Nut, mixing chamber union           | 1  | —  | —    |
| 12       | 6 062         | " " " " " " " " " " " "             | —  | 1  | 1    |
| 13       | 4 235         | Spring, mixing chamber cap          | 1  | —  | —    |
| 14       | 4 276         | " " " " " " " " " " " "             | —  | 1  | 1    |
| 15       | 4 241         | Screw, mixing chamber cap spring    | 1  | —  | —    |
| 16       | 5 045         | Valve, air                          | 1  | —  | —    |
| 17       | 6 045         | Valve, " " " " " " " " " " " "      | —  | 1  | 1    |
| 18       | 4 046         | Spring, air valve                   | 1  | —  | —    |
| 29       | 5 047         | Guide, " " " " " " " " " " " "      | 1  | —  | —    |
| 20       | 6 047         | Guide, " " " " " " " " " " " "      | —  | 1  | 1    |
| 21       | 5 052 5/4     | Valve throttle                      | 1  | —  | —    |
| 22       | 6 052 6/3 1/2 | " " " " " " " " " " " "             | —  | 1  | 1    |
| 23       | 4 263         | Spring, throttle valve              | 1  | —  | —    |
| 24       | 4 063         | Screw, throttle valve adjusting     | 1  | —  | —    |
| 25       | 16 010        | Nut, throttle valve adjusting screw | 1  | —  | —    |
| 26       | 13 129        | Screw, air adjusting                | 1  | —  | —    |
| 27       | 4 148         | Spring, air adjusting screw         | 1  | —  | —    |
| 28       | 4 042         | Jet, main No. 120                   | 1  | —  | —    |
| 39       | 4 042         | " " " " " " " " " " " "             | —  | 1  | —    |
| 30       | †4 042        | " " " " " " " " " " " "             | —  | —  | 1    |
| 31       | 205 058R      | Block, jet                          | 1  | —  | —    |
| 32       | 206 057R      | " " " " " " " " " " " "             | —  | 1  | —    |
| 33       | 206 058R      | " " " " " " " " " " " "             | —  | —  | 1    |
| 34       | 4 040         | Washer, jet block                   | 1  | —  | —    |
| 35       | 6 040         | " " " " " " " " " " " "             | —  | 1  | 1    |
| 36       | 4 061         | Jet, for needle (.107)              | 1  | 1  | 1    |
| 37       | 5 065         | Needle for jet (No. 5)              | 1  | —  | —    |
| 38       | 6 065         | " " " " (No. 6)                     | —  | 1  | 1    |
| 49       | 4 230         | Clip, jet needle                    | 1  | 1  | 1    |
| 40       | 4 043         | Bolt, holding                       | 1  | 1  | 1    |
| 41       | 4 053         | Washer, holding bolt                | 2  | 2  | 2    |
| 42       | *204 038R     | Tube, air intake                    | 1  | —  | —    |
| 43       | *206 038R     | " " " " " " " " " " " "             | —  | 1  | 1    |
| 44       | 4 035         | Adjuster, throttle cable            | 1  | —  | —    |
| 45       | 1A            | Chamber, float (complete)           | —  | —  | —    |
| 46       | 1AT           | " " " " ( " " )                     | —  | 1  | 1    |

†For maximum power use 160 main jet and disconnect air filter.

\*Bell mouthed air intake, not used with air filter.

ENGINE NUMBER IS IMPRESSED ON DRIVING SIDE OF CRANKCASE



AMAL CARBURETTOR PARTS

| REF. No. | PART No. | DESCRIPTION                 | 3T | 5T | T100 |
|----------|----------|-----------------------------|----|----|------|
| 1        | 64/156   | Body, float chamber         | 1  | —  | —    |
| 2        | 64/192   | " " "                       | —  | 1  | 1    |
| 3        | 14/208   | Cover, " "                  | 1  | 1  | 1    |
| 4        | 14/021   | Lock-screw, float cover     | 1  | 1  | 1    |
| 5        | 14/015   | Float                       | 1  | 1  | 1    |
| 6        | 14/024   | Needle, valve               | 1  | 1  | 1    |
| 7        | 14/209   | Tickler                     | 1  | 1  | 1    |
| 8        | 14/210   | Stop, tickler               | 1  | 1  | 1    |
| 9        | 14/032   | Spring, "                   | 1  | 1  | 1    |
| 10       | 14/289   | Cotter, "                   | 1  | 1  | 1    |
| 11       | 13/153   | Screw, platform plug        | 1  | 1  | 1    |
| 12       | 14/039   | Washer, platform plug screw | 1  | 1  | 1    |
| 13       | 14/178   | Locknut, seating            | 1  | 1  | 1    |
| 14       | 14/175   | Washer, seating locknut     | 1  | 1  | 1    |
| 15       | 14/042   | Nut, petrol union           | 1  | 1  | 1    |
| 16       | 14/026   | Nipple, petrol union        | 1  | 1  | 1    |
| 17       | NA48     | Washer, carburettor flange  | 1  | —  | —    |
| 18       | NA43     | " " "                       | —  | 1  | —    |
| 19       | NA43A    | " " "                       | —  | —  | 1    |

### MAGNETO (B.T.H.) GROUP

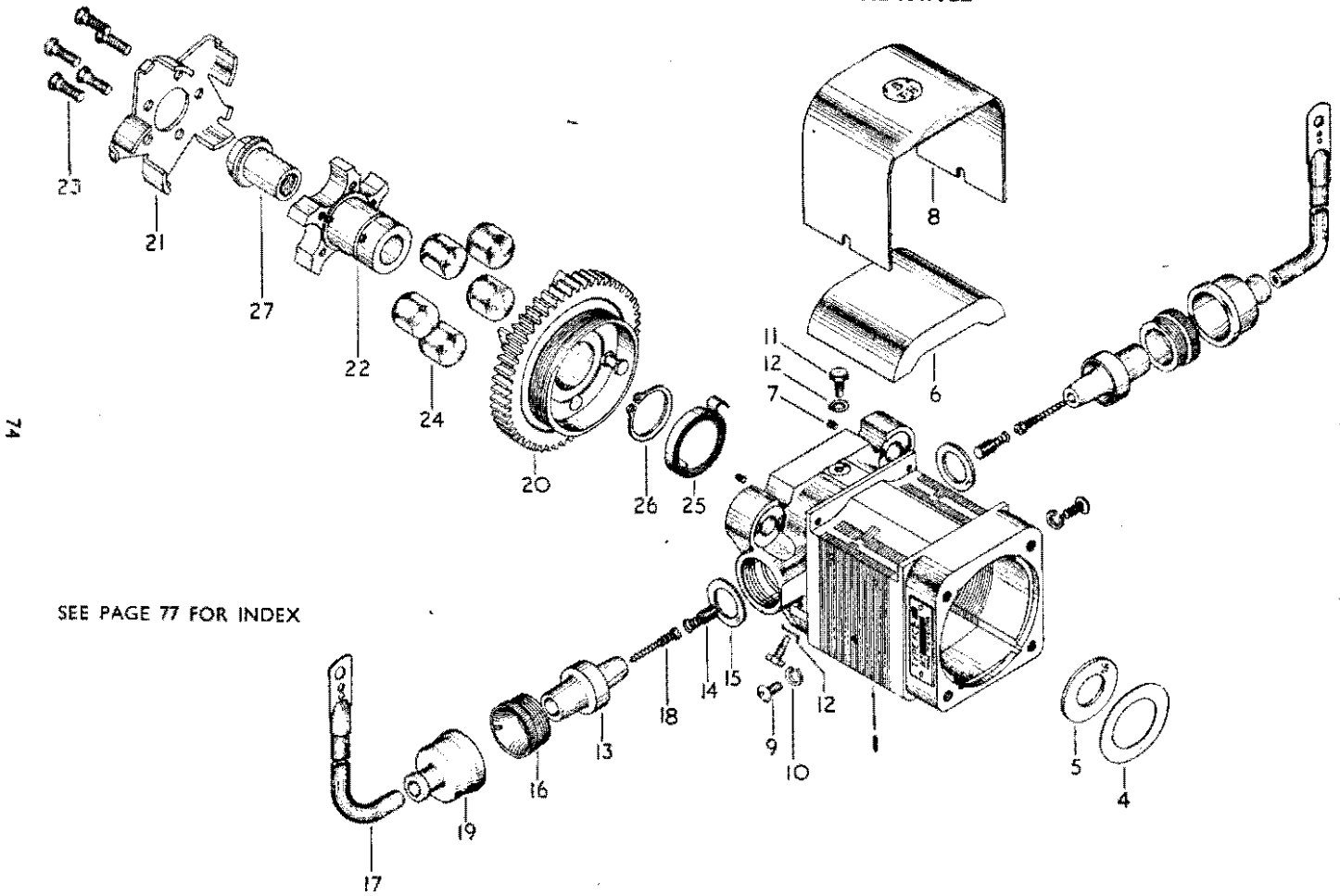
|    |                   |                                      |   |   |   |
|----|-------------------|--------------------------------------|---|---|---|
| 20 | D152              | Magneto, less auto advance           | 1 | 1 | 1 |
| 21 | CZ87157-G2        | Housing, magneto main                | 1 | 1 | 1 |
| 22 | SKC741-G1         | Ball race                            | 2 | 2 | 2 |
| 23 | SKC6123-1         | Insulation washer, ball race         | 2 | 2 | 2 |
| 24 | CR22186-1         | Washer, bearing adjusting            | 1 | 1 | 1 |
| 25 | CR22315-1         | Washer, oil retaining                | 1 | 1 | 1 |
| 26 | CR23042-1         | Magnet                               | 1 | 1 | 1 |
| 27 | SKC6245-1         | Screw, magnet locating               | 2 | 2 | 2 |
| 28 | SKC24291-1        | Cover, magnet                        | 1 | 1 | 1 |
| 29 | 3BA 5/16" Rd. Hd. | Screw, magnet cover fixing           | 2 | 2 | 2 |
| 30 | SKC9952-8         | Washer, magnet cover fixing          | 2 | 2 | 2 |
| 31 | CR23290-1         | Screw, safety gap                    | 1 | 1 | 1 |
| 32 | SKC67991-1        | Tab, safety gap screw locking        | 1 | 1 | 1 |
| 33 | SKC87159-G1       | Holder, collector brush              | 2 | 2 | 2 |
| 34 | SKG6306-G2        | Collector brush and spring           | 2 | 2 | 2 |
| 35 | CR87404-1         | Washer, collector holder sealing     | 2 | 2 | 2 |
| 36 | CR87160-1         | Nut, collector holder ring           | 2 | 2 | 2 |
| 37 | CZ60707-G19       | Cable, H.T.                          | 2 | 2 | 2 |
| 38 | SKC6397-1         | Screw, H.T. cable securing           | 2 | 2 | 2 |
| 39 | E2415             | Clip, H.T. cable                     | 1 | 1 | 1 |
| 40 | CR87403-1         | Ferrule, collector holder rubber     | 2 | 2 | 2 |
| 41 | CY50495-G1        | Armature c/w condenser and end plate | 1 | 1 | 1 |
| 42 | SKC6115-1         | Screw, armature end plate to core    | 4 | 4 | 4 |
| 43 | SKC6111-1         | Dowel, armature end plate locating   | 1 | 1 | 1 |

DO NOT FORGET TO SIGN YOUR ORDER

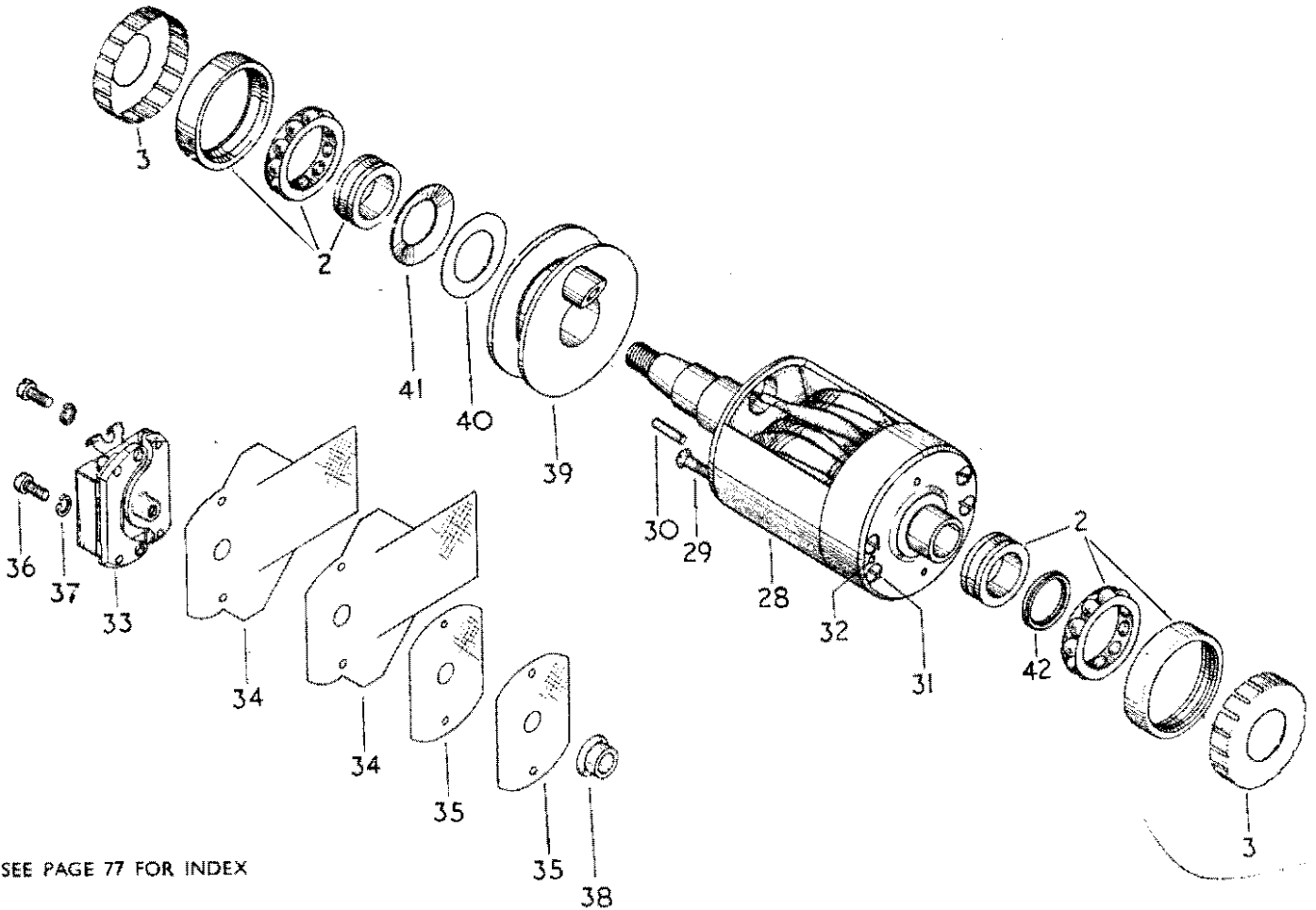
| REF. No. | PART No.            | DESCRIPTION                                     | 3T | 5T | T100 |
|----------|---------------------|---|----|----|------|
| 1        | SKC6114-1           | Screw, armature end plate securing              | 4  | 4  | 4    |
| 2        | SKC6112-1           | Dowel, armature end plate locating              | 1  | 1  | 1    |
| 3        | CY52078-G3          | Condenser, assembly                             | 1  | 1  | 1    |
| 4        | SKC6636-1           | Insulation, condenser (large)                   | 2  | 2  | 2    |
| 5        | SKC6637-1           | Insulation, condenser (small)                   | 2  | 2  | 2    |
| 6        | 4BAX 5/16" ch. hd.  | Screw, condenser securing                       | 2  | 2  | 2    |
| 7        | SKC9952-6           | Washer, condenser screws                        | 2  | 2  | 2    |
| 8        | CR20776-1           | Bush, condenser insulating                      | 1  | 1  | 1    |
| 9        | SKC6612-G1          | Slip ring                                       | 1  | 1  | 1    |
| 10       | SKC6122-1           | Washer, slip ring, plain                        | 1  | 1  | 1    |
| 11       | SKC6180-1           | Washer, slip ring, spring                       | 1  | 1  | 1    |
| 12       | CR20774-1           | Ring, reinforcing                               | 1  | 1  | 1    |
| 13       | CX1883-G24          | Contact breaker L.H. complete                   | 1  | 1  | 1    |
| 14       | SKC74955-G2         | Base and check spring assembly, contact breaker | 1  | 1  | 1    |
| 15       | CZ63472-G2          | Lever contact and springs                       | 1  | 1  | 1    |
| 16       | SKC6215-1           | Spring, contact breaker run forcing             | 2  | 2  | 2    |
| 17       | SKC6208-1           | Screw, contact breaker spring                   | 2  | 2  | 2    |
| 18       | CR29708-1           | Wick, contact breaker lever                     | 1  | 1  | 1    |
| 19       | SKC23903-G1         | Contact, adjustable screw                       | 1  | 1  | 1    |
| 20       | SKC6216-1           | Nut, adjustable screw contact                   | 1  | 1  | 1    |
| 21       | SKC9952-8           | Washer, adjustable screw contact                | 1  | 1  | 1    |
| 22       | SKC6235-1           | Block, contact screw locating                   | 1  | 1  | 1    |
| 23       | SKC6213-1           | Strip, insulating block                         | 1  | 1  | 1    |
| 24       | SKC6209-1           | Screw, block securing                           | 1  | 1  | 1    |
| 25       | SKC6210-1           | Bush, screw insulating                          | 1  | 1  | 1    |
| 26       | SKC6212-1           | Bush, block centre                              | 1  | 1  | 1    |
| 27       | SKC6219-G1          | Brush and spring contact breaker earthing       | 1  | 1  | 1    |
| 28       | SKC6214-1           | Spring, contact breaker main                    | 1  | 1  | 1    |
| 29       | CR29487-1           | Screw, contact breaker securing                 | 1  | 1  | 1    |
| 30       | CZ61580-1           | Cover complete, contact breaker                 | 1  | 1  | 1    |
| 31       | SKC28537            | Cover only, contact breaker                     | 1  | 1  | 1    |
| 32       | CR89533-1           | Bush, contact breaker, cover insulating         | 1  | 1  | 1    |
| 33       | CR29456-1           | Strip, contact breaker, cover insulating        | 1  | 1  | 1    |
| 34       | CR29455-1           | Strip, contact breaker cover contact            | 1  | 1  | 1    |
| 35       | CR29459-1           | Terminal, contact breaker cover contact         | 1  | 1  | 1    |
| 36       | 4BA Strd.           | Washer, contact breaker terminal, plain         | 3  | 3  | 3    |
| 37       | SKC9952-6           | Washer, contact breaker terminal, spring        | 2  | 2  | 2    |
| 38       | CR26513             | Nut, contact breaker terminal, lock             | 1  | 1  | 1    |
| 39       | CR89927-1           | Nut, contact breaker terminal, knurled          | 1  | 1  | 1    |
| 40       | SKC88939-6          | Washer, contact breaker terminal knurled nut    | 1  | 1  | 1    |
| 41       | CR28540-1           | Washer, contact breaker cover sealing           | 1  | 1  | 1    |
| 42       | CR28571-1           | Screw, contact breaker cover securing           | 3  | 3  | 3    |
| 43       | SKC9952-6           | Washer, contact breaker cover screw             | 3  | 3  | 3    |
| 44       | SKC33650            | Cam, ring                                       | 1  | 1  | 1    |
| 45       | SKC6344-1           | Wick, cam lubricating                           | 1  | 1  | 1    |
| 46       | SKC28544-G3         | Housing, cam ring                               | 1  | 1  | 1    |
| 47       | 2BAX 1/2" inst. hd. | Screw, cam ring housing                         | 4  | 4  | 4    |
| 48       | SKC88939-20         | Washer, cam ring housing lock                   | 4  | 4  | 4    |
| 49       | CR26381-1           | Screw, timing stop                              | 1  | 1  | 1    |

ALWAYS QUOTE PART NUMBER

### B.T.H. MAGNETO HOUSING AND AUTO ADVANCE

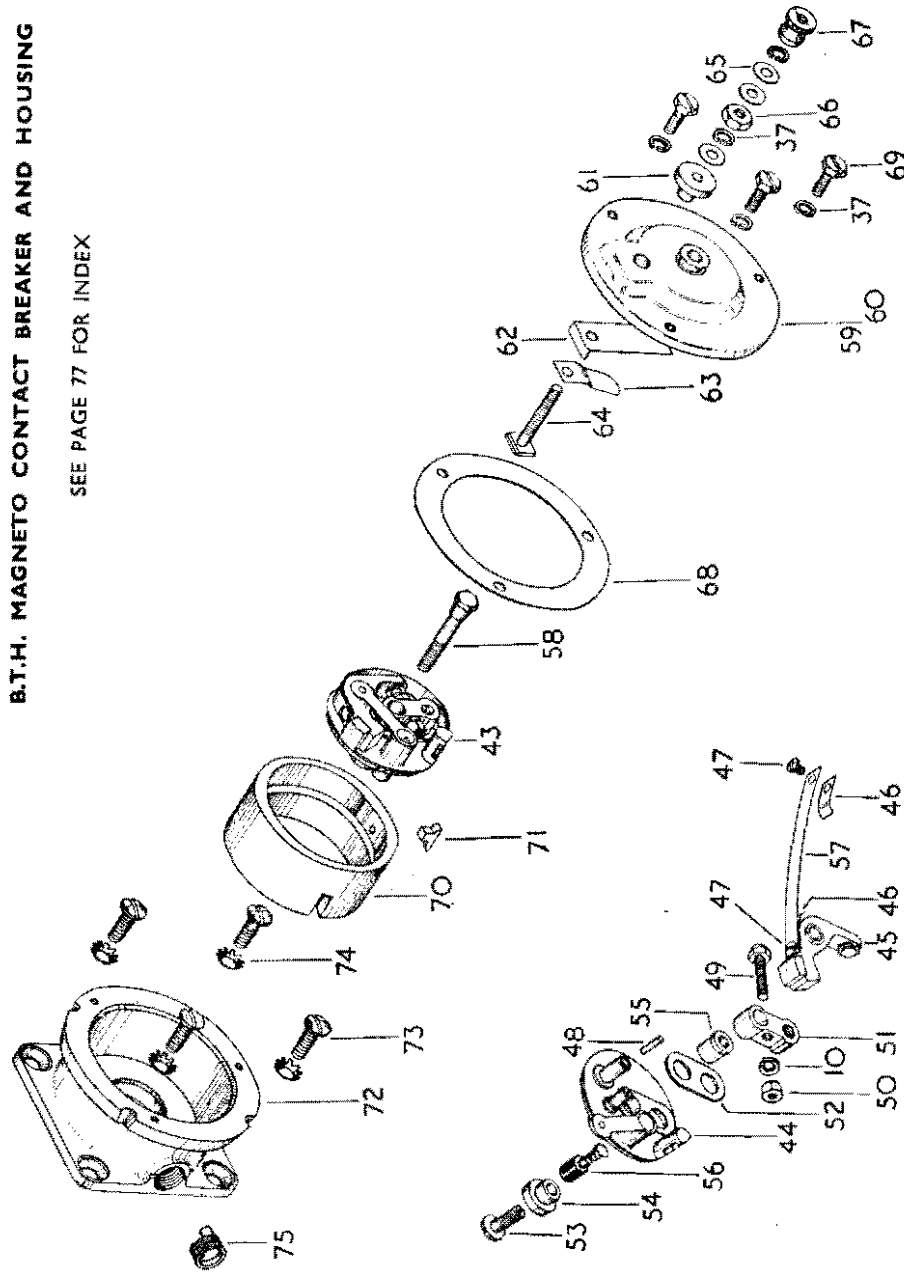


### B.T.H. MAGNETO ARMATURE AND CONDENSER



B.T.H. MAGNETO CONTACT BREAKER AND HOUSING

SEE PAGE 77 FOR INDEX



| REF. No. | PART No.    | DESCRIPTION                       | 3T  | ST | T100 |
|----------|-------------|-----------------------------------|-----|----|------|
| 1        | SKC35711-G2 | Gear, auto advance                | ... | 1  | 1    |
| 2        | SKC33845-1  | Plate, auto advance driving       | ... | 1  | 1    |
| 3        | SKC33847-1  | Hub, auto advance                 | ... | 1  | 1    |
| 4        | CR35704-1   | Screw, plate to hub securing      | ... | 5  | 5    |
| 5        | CR35706-1   | Roller, auto advance              | ... | 5  | 5    |
| 6        | CR35707-1   | Spring, auto advance main         | ... | 1  | 1    |
| 7        | CR35709-1   | Circlip, auto advance main spring | ... | 1  | 1    |
| 8        | CR35705-1   | Nut, auto advance securing        | ... | 1  | 1    |

INDEX TO ILLUSTRATIONS ON PAGES 74 TO 76

| Illust. No. | Part No.           | Page | Ref. | Illust. No. | Part No.       | Page | Ref. |
|-------------|--------------------|------|------|-------------|----------------|------|------|
| 1           | CZ.87157-G2        | 72   | 21   | 39          | SKC.6612-G1    | 73   | 9    |
| 2           | SKC.741-G1         | 72   | 22   | 40          | SKC.6122-1     | 73   | 10   |
| 3           | SKC.6123-1         | 72   | 23   | 41          | SKC.6180-1     | 73   | 11   |
| 4           | CR.22186-1         | 72   | 24   | 42          | CR.20774-1     | 73   | 12   |
| 5           | CR.22315-1         | 72   | 25   | 43          | CX1883-G24     | 73   | 13   |
| 6           | CR.23042-1         | 72   | 26   | 44          | SKC.74955-G2   | 73   | 14   |
| 7           | SKC.6245-1         | 72   | 27   | 45          | CZ.63472-G2    | 73   | 15   |
| 8           | SKC.24291-1        | 72   | 28   | 46          | SKC.6215-1     | 73   | 16   |
| 9           | 3BA x 1/8" rd. hd. | 72   | 29   | 47          | SKC.6208-1     | 73   | 17   |
| 10          | SKC.9952-8         | 72   | 30   | 48          | CR.29708-1     | 73   | 18   |
| 11          | CR.23290-1         | 72   | 31   | 49          | SKC.29303-G1   | 73   | 19   |
| 12          | SKC.6799-1         | 72   | 32   | 50          | SKC.6216-1     | 73   | 20   |
| 13          | SKC.87159-G1       | 72   | 33   | 51          | SKC.6235-1     | 73   | 22   |
| 14          | SKC.6303-G2        | 72   | 34   | 52          | SKC.6213-1     | 73   | 23   |
| 15          | CR.87404-1         | 72   | 35   | 53          | SKC.6209-1     | 73   | 24   |
| 16          | CR.87160-1         | 72   | 36   | 54          | SKC.6210-1     | 73   | 25   |
| 17          | CZ.60707-G19       | 72   | 37   | 55          | SKC.6212-1     | 73   | 26   |
| 18          | SKC.6397-1         | 72   | 38   | 56          | SKC.6219-G1    | 73   | 27   |
| 19          | CR.87403-1         | 72   | 40   | 57          | SKC.6214-1     | 73   | 28   |
| 20          | SKC.35711-G2       | 77   | 1    | 58          | CR.29487-1     | 73   | 29   |
| 21          | SKC.33845-1        | 77   | 2    | 59          | CZ.61580-1     | 73   | 30   |
| 22          | SKC.33847-1        | 77   | 3    | 60          | SKC.28537      | 73   | 31   |
| 23          | CR.35704-1         | 77   | 4    | 61          | CR.89533-1     | 73   | 32   |
| 24          | CR.35706-1         | 77   | 5    | 62          | CR.29456-1     | 73   | 33   |
| 25          | CR.35707-1         | 77   | 6    | 63          | CR.29455-1     | 73   | 34   |
| 26          | CR.35709-1         | 77   | 7    | 64          | CR.29459-1     | 73   | 35   |
| 27          | CR.35705-1         | 77   | 8    | 65          | 4BA Std.       | 73   | 36   |
| 28          | CY50495-G1         | 72   | 41   | 66          | CR.26513       | 73   | 38   |
| 29          | SKC.6115-1         | 72   | 42   | 67          | CR.89927-1     | 73   | 39   |
| 30          | SKC.6111-1         | 72   | 43   | 68          | CR.28540-1     | 73   | 41   |
| 31          | SKC.6114-1         | 73   | 1    | 69          | CR.28571-1     | 73   | 42   |
| 32          | SKC.6112-1         | 73   | 2    | 70          | SKC.33650      | 73   | 44   |
| 33          | CY.52078-G3        | 73   | 3    | 71          | SKC.6344-1     | 73   | 45   |
| 34          | SKC.6636-1         | 73   | 4    | 72          | SKC.28544-G3   | 73   | 46   |
| 35          | SKC.6637-1         | 73   | 5    | 73          | 2BA x 1/2" hd. | 73   | 47   |
| 36          | 4BA x 3/8" ch. hd. | 73   | 6    | 74          | SKC.88939-20   | 73   | 48   |
| 37          | SKC.9952-6         | 73   | 7    | 75          | CR.26381-1     | 73   | 49   |
| 38          | CR.20776-1         | 73   | 8    |             |                |      |      |

FOR IDENTIFICATION OF PARTS SEE PAGE 6 FOR INSTRUCTIONS

# LUCAS ELECTRICAL EQUIPMENT GROUP

| REF. No.                               | PART No. | DESCRIPTION                    | 3T | 5T | T100 |
|--|----------|--------------------------------|----|----|------|
| <b>DYNAMO (TYPE E3H RD ANTI-CLOCK)</b> |          |                                |    |    |      |
| 1                                      | 200,03A  | Dynamo, complete               |    |    |      |
| 2                                      | 200,572  | Armature assembly              |    |    |      |
| 3                                      | 200,270  | Commutator end c.w bush        |    |    |      |
| 4                                      | 200,231  | Bush, commutator end           |    |    |      |
| 5                                      | 200,354  | Cover, commutator end          |    |    |      |
| 6                                      | 200,607  | Bracket assembly, driving end  |    |    |      |
| 7                                      | 189,307  | Ball-race, driving end         |    |    |      |
| 8                                      | 200,641  | Seal, end plate with oil       |    |    |      |
| 9                                      | 200,609  | Band, cover assembly           |    |    |      |
| 10                                     | 188,818  | Nipple, cable fixing           | 2  | 2  | 2    |
| 11                                     | 200,598  | Plate, clamp                   |    |    |      |
| 12                                     | 115,850  | Screw, clamp plate fixing      |    |    |      |
| 13                                     | 200,227  | Bolt, through fixing           | 2  | 2  | 2    |
| 14                                     | 165,078  | Nut, " " bolt                  | 2  | 2  | 2    |
| 15                                     | 188,330  | Washer, " " "                  | 2  | 2  | 2    |
| 16                                     | 188,320  | Washer, shakeproof             | 2  | 2  | 2    |
| 17                                     | 200,290  | Brush set                      |    |    |      |
| 18                                     | 200,079  | Spring set, bush               |    |    |      |
| 19                                     | 189,386  | Key, Woodruff                  |    |    |      |
| 20                                     | E2451    | Pinion, dynamo                 |    |    |      |
| 21                                     | 111,700  | Screw, " pinion                |    |    |      |
| 22                                     | 188,378  | Washer, " " screw              |    |    |      |
| 23                                     | E2228    | Nut (dome), dynamo to gearcase |    |    |      |
| 24                                     | E2414    | Stud, dynamo fixing            |    |    |      |
| 25                                     | E2226    | Washer, " to crankcase joint   |    |    |      |
| 26                                     | E2230    | Strap, " fixing                |    |    |      |
| 27                                     | 460025   | Swivel, " strap                | 2  | 2  | 2    |
| 28                                     | 112450   | Screw, " " "                   | 2  | 2  | 2    |
| <b>CUT-OUT AND REGULATOR UNIT</b>      |          |                                |    |    |      |
| 29                                     | 33018A   | Regulator, complete            |    |    |      |
| 30                                     | 390,380  | Cover, cut-out                 |    |    |      |
| 31                                     | 390,461  | Clip, cover spring             |    |    |      |
| 32                                     | 390,386  | Strap, regulator fixing        |    |    |      |
| <b>HEAD LAMP (M42CPR)</b>              |          |                                |    |    |      |
| 33                                     | 50777A   | Headlamp                       |    |    |      |
| 34                                     | 516298   | Ring lamp fixing               |    |    |      |
| 35                                     | H689     | Screw, fixing ring to nacelle  | 3  | 3  | 3    |
| 36                                     | H690     | Nut, " " " "                   | 3  | 3  | 3    |
| 37                                     | 509487   | Rim only                       |    |    |      |
| 38                                     | 550875   | Glass                          |    |    |      |
| 39                                     | 553147   | Reflector assembly             |    |    |      |
| 40                                     | 553065   | Bead, rubber joint             |    |    |      |
| 41                                     | 500291   | Wire, glass fixing             | 4  | 4  | 4    |
| 42                                     | 509936   | Catch assembly, rim            |    |    |      |
| 43                                     | 504801   | Holder assembly, main bulb     |    |    |      |
| 44                                     | 551807   | Clip and screw, bulb holder    |    |    |      |
| 45                                     | 552258   | Screw, bulb holder clip        |    |    |      |

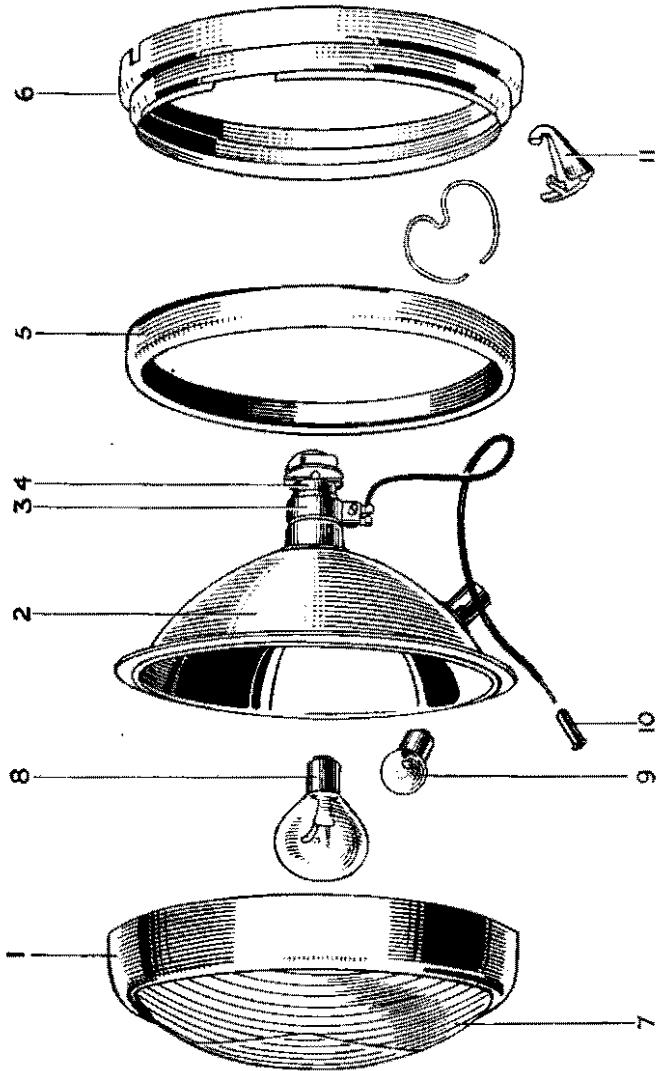
ALWAYS QUOTE PART NUMBER

| REF. No.                           | PART No. | DESCRIPTION                        | 3T | 5T | T100 |
|------------------------------------|----------|------------------------------------|----|----|------|
| 1                                  | 500181   | Interior, pilot bulb               |    |    |      |
| 2                                  | 188156   | Nipple, cable fixing               |    |    |      |
| 3                                  | 200      | Bulb, pilot                        |    |    |      |
| 4                                  | 168      | " main                             |    |    |      |
| <b>TAIL LAMP</b>                   |          |                                    |    |    |      |
| 5                                  | 530,09A  | Tail lamp MT110                    |    |    |      |
| 6                                  | 526,111  | Base assembly, less bulb           |    |    |      |
| 7                                  | 526,112  | Body assembly, with glass          |    |    |      |
| 8                                  | 200      | Bulb                               |    |    |      |
| 9                                  | 571,395  | Connector                          |    |    |      |
| 10                                 | 106,460  | Screw, tail lamp                   | 3  | 3  | 2    |
| 11                                 | 165,334  | Nut, tail lamp screw               | 3  | 3  | 3    |
| <b>CABLE HARNESS</b>               |          |                                    |    |    |      |
| 12                                 | 993,921A | Harness, cable assembly            |    |    |      |
| 13                                 | 993923   | " dyno. to regulator               |    |    |      |
| 14                                 | 993928   | " horn and cut-out                 |    |    |      |
| <b>NACELLE INSTRUMENT PANEL</b>    |          |                                    |    |    |      |
| 15                                 | 351,584A | Switch, lighting                   |    |    |      |
| 16                                 | 351,567  | Lever, switch, with screw          |    |    |      |
| 17                                 | 361,29A  | Ammeter                            |    |    |      |
| 18                                 | 310,71A  | Button, cut-out                    |    |    |      |
| <b>DIMMER SWITCH</b>               |          |                                    |    |    |      |
| 19                                 | 380,056  | Switch, dimmer                     |    |    |      |
| <b>BATTERY</b>                     |          |                                    |    |    |      |
| 20                                 | PUW7E 4  | Battery, 6 volt (dry)              |    |    |      |
| 21                                 | 522634   | Plug vent, c.w washer              | 3  | 3  | 3    |
| <b>HORN</b>                        |          |                                    |    |    |      |
| 22                                 | 700,48A  | Horn, Altette, HF1235              |    |    |      |
| 23                                 | 701851   | Bracket, horn                      |    |    |      |
| 24                                 | 762,00A  | Push, horn button                  |    |    |      |
| <b>MAGNETO (LUCAS TYPE K2F-RO)</b> |          |                                    |    |    |      |
| 25                                 | 42111B   | Magneto c.w auto advance           |    |    |      |
| 26                                 | 458333   | Armature assembly                  |    |    |      |
| 27                                 | 455361   | Slip ring                          |    |    |      |
| 28                                 | 189291   | Bearing (C.B.E. and D.E.)          | 2  | 2  | 2    |
| 29                                 | 458339   | Condenser assembly                 |    |    |      |
| 30                                 | 458619   | Cover, contact breaker             |    |    |      |
| 31                                 | 470534   | Contact breaker assembly           |    |    |      |
| 32                                 | 122160   | Screw, contact breaker fixing      |    |    |      |
| 33                                 | 470609   | Contact breaker set                |    |    |      |
| 34                                 | 470688   | Spring set                         |    |    |      |
| 35                                 | 470537   | Brush and spring, C.B. earth       |    |    |      |
| 36                                 | 458613   | Spring pillar, C.B. cover securing |    |    |      |
| 37                                 | 100020   | Screw, C.B. end plate fixing       |    |    |      |
| 38                                 | 185037   | Washer, " " " "                    |    |    |      |
| 39                                 | 458355   | " " " " shim                       |    |    |      |
| 40                                 | 458356   | " " " " "                          |    |    |      |
| 41                                 | 458389   | Cam assembly                       |    |    |      |

SEE SPECIMEN ORDER IN PREFACE



HEADLAMP



INDEX

| Illust. No. | Part No. | Page | Ref. | Illust. No. | Part No. | Page | Ref. |
|-------------|----------|------|------|-------------|----------|------|------|
| 1           | 509,487  | 78   | 37   | 7           | 550,975  | 78   | 38   |
| 2           | 553,147  | 78   | 39   | 8           | 168      | 79   | 4    |
| 3           | 551,807  | 78   | 44   | 9           | 200      | 79   | 8    |
| 4           | 504,801  | 78   | 43   | 10          | 188-156  | 79   | 2    |
| 5           | 553,065  | 78   | 40   | 11          | 509,936  | 78   | 42   |
| 6           | 516,298  | 78   | 34   |             |          |      |      |

| REF. No. | PART No. | DESCRIPTION                                     | 3T | 5T | T100 |
|----------|----------|---|----|----|------|
| 1        | 458633   | End plate assembly ... ..                       | 1  | 1  | 1    |
| 2        | 465129   | Cup, bearing, insulating ... ..                 | 2  | 2  | 2    |
| 3        | 455191   | Brush, spring and holder (magneto earth) ... .. | 1  | 1  | 1    |
| 4        | 455190   | Brush and spring ... ..                         | 1  | 1  | 1    |
| 5        | 458370   | Spring pin, pick up fixing ... ..               | 2  | 2  | 2    |
| 6        | 458375   | Seal, rubber oil ... ..                         | 1  | 1  | 1    |
| 7        | 458644   | Pick up with brush and spring (LH) ... ..       | 1  | 1  | 1    |
| 8        | 458643   | " " " " " " (RH) ... ..                         | 1  | 1  | 1    |
| 9        | 451260   | Brush and spring, pick up ... ..                | 2  | 2  | 2    |
| 10       | 47502A   | Auto advance unit ... ..                        | 1  | 1  | 1    |
| 11       | 498157   | Spring, auto advance ... ..                     | 2  | 2  | 2    |
| 12       | 415116   | Spanner and point gauge ... ..                  | 1  | 1  | 1    |
| 13       | E2415    | Clip, H.T. lead ... ..                          | 1  | 1  | 1    |

WHEN IN DOUBT SEND SAMPLE

## GASKET SETS

including all necessary Gaskets for decarbonising and front fork drain and pressure valve screw washers. Cylinder head and primary chaincase Gaskets are supplied separately.

|           |     |     |   |   |   |      |
|-----------|-----|-----|---|---|---|------|
| GS350T/48 | ... | ... | " | " | " | 3T   |
| GS5T/46   | ... | ... | " | " | " | 5T   |
| GST100/46 | ... | ... | " | " | " | T100 |

## GEAR RATIOS

| Engine Sprocket | STANDARD RATIO |      |       |       | WIDE RATIO |      |       |       |
|-----------------|----------------|------|-------|-------|------------|------|-------|-------|
|                 | Top            | 3rd  | 2nd   | 1st   | Top        | 3rd  | 2nd   | 1st   |
| 17              | 6.46           | 7.75 | 11.35 | 16.40 | 6.46       | 9.36 | 14.83 | 19.82 |
| 18              | 6.10           | 7.33 | 10.50 | 15.50 | 6.10       | 8.84 | 14.00 | 18.70 |
| 19              | 5.80           | 6.95 | 10.0  | 14.70 | 5.80       | 8.40 | 13.30 | 17.80 |
| 20              | 5.50           | 6.60 | 9.5   | 14.0  | 5.50       | 7.96 | 12.62 | 16.88 |
| 21              | 5.24           | 6.28 | 9.05  | 13.3  | 5.24       | 7.60 | 12.02 | 16.08 |
| 22              | 5.00           | 6.0  | 8.65  | 12.7  | 5.00       | 7.25 | 11.48 | 15.34 |
| 23              | 4.78           | 5.75 | 8.26  | 12.1  | 4.78       | 6.93 | 11.00 | 14.70 |
| 24              | 4.57           | 5.49 | 8.03  | 11.6  | 4.57       | 6.63 | 10.49 | 14.03 |
| 25              | 4.40           | 5.28 | 7.73  | 11.0  | 4.40       | 6.38 | 10.12 | 13.51 |

## CLOSE RATIO

| Engine Sprocket | Top  | 3rd   | 2nd  | 1st   |
|-----------------|------|-------|------|-------|
| 17              | 6.46 | 7.08  | 9.32 | 11.20 |
| 18              | 6.10 | 6.68  | 8.78 | 10.58 |
| 19              | 5.80 | 6.35  | 8.35 | 10.08 |
| 20              | 5.50 | 6.025 | 7.92 | 9.54  |
| 21              | 5.24 | 5.74  | 7.55 | 9.08  |
| 22              | 5.00 | 5.48  | 7.20 | 8.67  |
| 23              | 4.78 | 5.24  | 6.88 | 8.26  |
| 24              | 4.57 | 5.01  | 6.58 | 7.93  |
| 25              | 4.40 | 4.82  | 6.34 | 7.63  |

## PARTS REQUIRED TO CONVERT

| FROM STANDARD TO WIDE RATIO |                         | FROM WIDE TO STANDARD RATIO |                         |
|-----------------------------|-------------------------|-----------------------------|-------------------------|
| T465                        | ... Mainshaft High Gear | T726                        | ... Mainshaft High Gear |
| T467                        | ... " 2nd "             | T727                        | ... " 2nd "             |
| T466                        | ... Layshaft High "     | T434                        | ... Layshaft High "     |
| T468                        | ... " 2nd "             | T436                        | ... " 2nd "             |

FOR CLOSE RATIO GEARS SEE PAGES 7 AND 36

## COPY OF GUARANTEE GIVEN TO TRIUMPH DEALERS

WE give the following guarantee with our motor cycles, motor cycle combinations and sidecars including all accessories and component parts other than tyres, saddles, chains and lighting and electrical equipment, and other than accessories and component parts supplied to the order of the Purchaser and differing from those comprised in the standard specifications supplied with our motor cycles, motor cycle combinations and sidecars, but including accessories and parts supplied by way of exchange as hereinafter provided. This guarantee is given in place of any implied conditions or warranties or any liabilities whatsoever statutory or otherwise; no guarantee except that hereinafter contained and no conditions or warranty whatsoever statutory or otherwise is given or is to be implied, nor are we to be under any liability whatsoever except under the guarantee hereinafter contained. Any statement, description, condition or representation contained in any catalogue, advertisement, leaflet or other publication shall not be construed as enlarging, varying or overriding anything herein contained. In the case of machines (a) which have been used for "hiring out" purposes or (b) any motor cycle and/or sidecar used for any dirt tracks, cinder track or grass track racing or competitions (or any competition of any kind within an enclosure for which a charge is made for admission to take part in or view the competition) or (c) machines from which the trade mark, name or manufacturing number has been altered or removed or (d) any machines in which parts have been used not supplied by or approved by the motor cycle manufacturer, or (e) any machine from which the silencing system as fitted by the manufacturer has been partially or wholly removed or interfered with, no guarantee, condition or warranty of any kind statutory or otherwise is given or is to be implied nor are we to be under any liability whatsoever in respect of any such machine.

We guarantee, subject to the conditions mentioned below, that all precautions which are usual and reasonable have been taken by us to secure excellence of materials and workmanship, but this guarantee is to extend and be in force for six months only from date of purchase, or date of exchange in case of any accessory or part supplied by way of exchange as hereinafter provided, and damages for which we make ourselves responsible under this guarantee are limited to the free repair of or supply of a new part or accessory in exchange for the part of the motor cycle, motor cycle combination or side car or accessory which may have proved defective. We undertake, subject to the conditions mentioned below, to make good in manner aforesaid any part or accessory covered by this guarantee which has proved defective within the said period of six months. We do not undertake to replace or refix, or bear the cost of replacing or refixing any such new part or accessory in the motor cycle, motor cycle combination or sidecar. As motor cycles, motor cycle combinations and sidecars are easily liable to derangement by neglect or misuse, this guarantee does not apply to defects caused by wear and tear, misuse or neglect.

The term "misuse" shall include amongst others the following acts:—

1. The attaching of a sidecar to a motor cycle in such a manner as to cause damage or calculated to render the latter unsafe when ridden.
2. The use of a motor cycle or of a motor cycle and sidecar combined, when carrying more persons or a greater weight than that for which the machine was designed by the manufacturers.
3. The attaching of a sidecar to a motor cycle by any form of attachment not provided, supplied, or approved by the manufacturers, or to a motor-cycle which is not designed for such use.

We do not guarantee tyres, saddles, chains or lighting and electrical equipment, or any accessories or component parts supplied to the order of the Purchaser differing from those comprised in the standard specifications supplied with our motor cycles, motor cycle combinations or sidecars. As regards all such tyres, saddles, chains, lighting and electrical equipment, accessories and component parts, no guarantee, condition or warranty of any kind statutory or otherwise is given or is to be implied, and we are to be under no liability whatsoever in respect thereof.

## CONDITIONS OF GUARANTEE

If a defective part or accessory should be found in our motor cycles, motor cycle combinations or sidecars, or in any part or accessory supplied by way of exchange as before provided, it must be sent to us CARRIAGE PAID, and accompanied by an intimation from the owner that he desires to have it repaired or exchanged free of charge under our guarantee and he must also furnish us at the same time with the frame number of the machine, the date of purchase or the date when the alleged defective part or accessory was exchanged as the case may be.

Failing compliance with the above, such articles will lie here at THE RISK OF THE OWNER, and this guarantee and any implied guarantee, warranty or condition shall not be enforceable.

## REPAIRS

Any motor cycle, motor cycle combination or sidecar sent to us to be plated, enamelled or repaired will be repaired upon the following conditions, i.e., we guarantee that all precautions which are usual and reasonable have been taken by us to secure excellence of materials and workmanship, such guarantee to extend and be in force for three months only from the time such work shall have been executed, and this guarantee is in lieu and in exclusion of all conditions and warranties statutory or otherwise and all liabilities whatsoever and the damages recoverable are limited to the cost of any further work which may be necessary to amend and make good the work found to be defective.

## NOTICE

We do not appoint agents for the sale on our behalf of our motor cycles or other goods, but we assign to motor cycle Dealers areas in which we supply to such Dealers exclusively for re-sale in such areas. No such Dealer is authorised to transact any business, give any warranty, make any representation or incur any liability on our behalf.

TRIUMPH ENGINEERING CO. LTD.

Meriden Works, Allesley  
COVENTRY, ENGLAND